

ENVIRONMENTAL PRODUCT DECLARATION

Copper Patch Panels

Unloaded Unshielded Uniprise® (UNP).

NETCONNECT® (NPP), CommScope® (CPP)

Discrete Distribution Module (DDM) Patch Panels

June 3, 2025



At CommScope, we believe that corporate responsibility and sustainability means making decisions that have a positive long-term impact on our people, planet, and bottom line. Our company-wide sustainability mission is to enable faster, smarter, and more sustainable solutions while demonstrating the utmost respect for our human and natural resources. Innovative technology, intelligent engineering, and energy efficient design help us accomplish our mission and achieve our goals.

Sustainability is a central part of the solutions and practices we create to serve the ever-increasing need for connectivity, and for us, sustainability starts at home with our own people and products. Through responsible business practices, partnerships and technology innovation, we are advancing our industry while creating a more sustainable future.

Environmental Product Declaration



Copper Patch Panels
Unloaded Unshielded UNP®, NPP®, CPP® DDM
Telecom Accessories

COMMScope®



According to ISO 14025,
EN 15804 + A2

This declaration is an environmental product declaration (EPD) in accordance with ISO 14025, EN 15804 + A2. EPDs rely on Life Cycle Assessment (LCA) to provide information on a number of environmental impacts of products over their life cycle. Exclusions: EPDs do not indicate that any environmental or social performance benchmarks are met, and there may be impacts that they do not encompass. LCAs do not typically address the site-specific environmental impacts of raw material extraction, nor are they meant to assess human health toxicity. EPDs can complement but cannot replace tools and certifications that are designed to address these impacts and/or set performance thresholds – e.g. Type 1 certifications, health assessments and declarations, environmental impact assessments, etc. Accuracy of Results: EPDs regularly rely on estimations of impacts, and the level of accuracy in estimation of effect differs for any particular product line and reported impact. Comparability: EPDs are not comparative assertions and are either not comparable or have limited comparability when they cover different life cycle stages, are based on different product category rules or are missing relevant environmental impacts. EPDs from different programs may not be comparable.

| | |
|--|---|
| EPD PROGRAM AND PROGRAM OPERATOR NAME, ADDRESS, LOGO, AND WEBSITE | ASTM INTERNATIONAL 100 BARR HARBOR DRIVE WEST CONSHOHOCKEN, PA 19428 |
| GENERAL PROGRAM INSTRUCTIONS AND VERSION NUMBER | General Program Instructions. Version 8.0. April 29, 2020 |
| MANUFACTURER NAME AND ADDRESS | CommScope, Inc. 3642 E US Highway 70, Claremont, North Carolina 28610 |
| DECLARATION NUMBER | EPD 986 |
| DECLARED PRODUCT & FUNCTIONAL UNIT OR DECLARED UNIT | Unloaded Unshielded Uniprise® (UNP). NETCONNECT® (NPP), CommScope® (CPP) Discrete Distribution Module (DDM) Patch Panels Functional Unit = weight per product of the copper patch panel comprised of a connection point used to protect and link or connect for a reference lifetime of 30 years with a 70% use rate |
| REFERENCE PCR AND VERSION NUMBER | PEP ecopassport Program: PSR Specific Rules for Wires, Cables, and Accessories (PSR-0001-ed4-EN-2022 11 16) |
| DESCRIPTION OF PRODUCT APPLICATION/USE | Unloaded Unshielded Uniprise® (UNP). NETCONNECT® (NPP), CommScope® (CPP) Discrete Distribution Module (DDM) Patch Panels |
| PRODUCT RSL DESCRIPTION (IF APPL.) | 30 Years |
| MARKETS OF APPLICABILITY | Global |
| DATE OF ISSUE | June 3, 2025 |
| PERIOD OF VALIDITY | 5 Years |
| EPD TYPE | Product Specific |
| RANGE OF DATASET VARIABILITY | N/A |
| EPD SCOPE | Cradle-to-Grave |
| YEAR(S) OF REPORTED PRIMARY DATA | 2023 |
| LCA SOFTWARE DATABASE(S) & VERSION NUMBER | LCA for Experts v10.9.0.20 & USLCI v2.0 |
| LCIA METHODOLOGY & VERSION NUMBER | TRACI 2.1 ; CML 4.1 ; EN 15804 +A2 EF3.1 |
| The sub-category PCR review was conducted by: |  |
| This declaration was independently verified in accordance with ISO 14025: 2006. The "PEP ecopassport Program PCR for electrical, electronic and HVAC-R products", v4.0, 2021 based on EN 15804:2012 + A2:2019, serves as the core PCR. <input type="checkbox"/> INTERNAL <input checked="" type="checkbox"/> EXTERNAL | Timothy S Brooke ASTM International |
| This life cycle assessment was conducted in accordance with ISO 14044 and the reference PCR by: |  |
| This life cycle assessment was independently verified in accordance with ISO 14044 and reference PCR by: | Thomas P. Gloria, Ph. D. Industrial Ecology Consultants |

Environmental declarations from different programs (ISO 14025) may not be comparable. Comparison of the environmental performance using EPD information shall consider all relevant information modules over the full life cycle of the products within the building. This PCR allows EPD comparability only when the same functional requirements between products are ensured and the requirements of EN 15804:2012+A2:2019 are met. It should be noted that different LCA software and background LCI datasets may lead to differences results for upstream or downstream of the life cycle stages declared.



General Information

Description of Company/Organization

CommScope (NASDAQ: COMM) helps design, build and manage wired and wireless networks around the world. Corporate responsibility and sustainability drive us to make decisions that benefit people, society, the planet and our bottom line. We enable faster, smarter and more sustainable solutions while respecting human and natural resources. Innovative technology, intelligent engineering and energy-efficient design help us meet our goals. CommScope builds sustainable networks that make our customers more agile, simultaneously helping to preserve the natural ecosystems from which we source components and materials.

Product Description

Copper patch panels are designed to manage and organize copper connections within a telecommunication network.

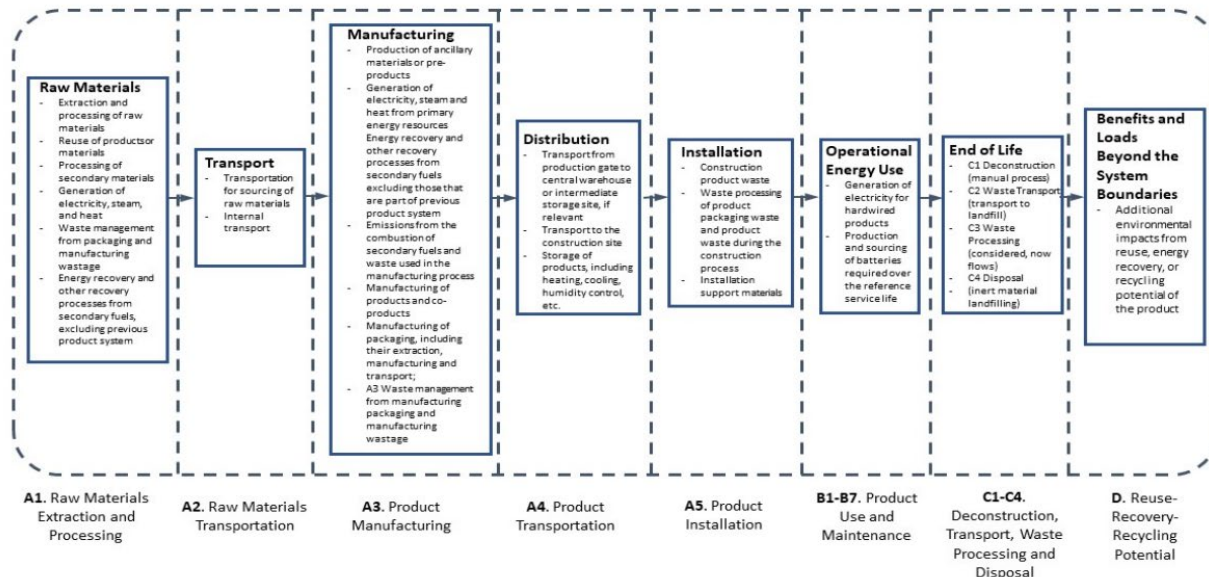
Product Type: Copper Patch Panels are telecom accessories

Product Characteristic: Unloaded Unshielded Discrete Distribution Module (DDM) Patch Panels

This EPD covers specific product ids in the following CommScope copper patch panel product series:

CommScope Unloaded Unshielded Uniprise® (UNP), NETCONNECT® (NPP), CommScope® (CPP)
Discrete Distribution Module (DDM) Patch Panels

Flow Diagram



Environmental Product Declaration

Copper Patch Panels
Unloaded Unshielded UNP®, NPP®, CPP® DDM
Telecom Accessories

COMMScope®



According to ISO 14025,
EN 15804 + A2

Manufacturer Specific EPD

This product-specific EPD was developed based on the cradle-to-grave (modules A1-D) Life Cycle Assessment. The EPD accounts for raw material extraction and processing, transport, product manufacturing, distribution, installation, use, maintenance, disposal, and potential benefits and loads following the end-of-life disposal. Manufacturing data were gathered directly from company personnel. An impact assessment was completed for the Unloaded Unshielded Uniprise® (UNP), NETCONNECT® (NPP), CommScope® (CPP) Discrete Distribution Module (DDM) Copper Patch Panels. This EPD covers one product series consisting of 41 product ids. An impact assessment was completed for each product in the series and the product series with the highest impact is reported. The impact for other product ids are indicated in the product results table.

Application

Copper patch panels are designed to manage and organize copper connections within a telecommunication network.

Material Composition

The primary product components and/or materials must be indicated as a percentage mass to enable the user of the EPD to understand the composition of the product in delivery status.

The composition of the reference CommScope copper patch panel is as follows:

| Product Series | Panel Frame (Steel) | Cable Manager (Stainless Steel) | Fastener (Steel) | Cable Tie (Nylon 6) | Distribution Module | Labels (Paper) | Total |
|---|------------------------|--|---------------------|------------------------|------------------------|-------------------|---------|
| | | | | | Bezel (PC/ABS) | | |
| Unloaded Unshielded Uniprise® (UNP). NETCONNECT® (NPP), CommScope® (CPP) DDM Patch Panels | 61.82% | 18.94% | 1.34% | 6.46% | 10.29% | 1.15% | 100.00% |

Placing on the Market / Application Rules

ANSI/TIA-568.2-D
ISO/IEC 11801-1

Properties of Declared Product as Shipped

CommScope copper patch panels are delivered as a complete unit, inclusive of all installation materials and instructions.

Methodological Framework

Functional Unit

The declaration refers to the functional unit of 1 copper patch panel.

| Name | Value | Unit |
|---------------|----------|--------------------|
| Declared Unit | 1 | Copper Patch Panel |
| Mass | 1.11E+00 | kg |

System Boundary

This is a cradle to grave Environmental Product Declaration. The following life cycle phases were considered:

| Life Cycle Stage | Life Cycle Module | Module | Included (X)/ Not Included |
|---|------------------------------------|--------|----------------------------|
| Product Stage | Raw Material Supply | A1 | X |
| | Transport | A2 | X |
| | Manufacturing | A3 | X |
| Construction Process Stage | Transport from gate to the site | A4 | X |
| | Construction/Installation process | A5 | X |
| Use Stage | Use | B1 | X |
| | Maintenance | B2 | X |
| | Repair | B3 | X |
| | Replacement | B4 | X |
| | Refurbishment | B5 | X |
| | Operational energy use | B6 | X |
| | Operational water use | B7 | X |
| End of Life Stage* | Deconstruction/ demolition | C1 | X |
| | Transport | C2 | X |
| | Waste processing | C3 | X |
| | Disposal | C4 | X |
| Benefits and Loads Beyond the System Boundaries | Reuse-Recovery-Recycling potential | D | X |

*This includes provision of all materials, products and energy, packaging processing and its transport, as well as waste processing up to the end-of waste state or disposal of final residues.

Reference Service Life

The reference service life of a copper patch panel is 30 years with a 70% use rate.

Allocation

Allocation was determined on a per kg basis for the system.

Cut-off Criteria

Processes whose total contribution to the final result, with respect to their mass and in relation to all considered impact categories, is less than 1% can be neglected. The sum of the neglected processes may not exceed 5% by mass of the considered impact categories. For that a documented assumption is admissible.

For Hazardous Substances the following requirements apply:

- The Life Cycle Inventory (LCI) of hazardous substances will be included, if the inventory is available.
- If the LCI for a hazardous substance is not available, the substance will appear as an input in the LCI of the product, if its mass represents more than 0.1% of the product composition.
- If the LCI of a hazardous substance is approximated by modeling another substance, documentation will be provided.

This EPD is in compliance with the cut-off criteria. No processes were neglected or excluded. Capital items for the production processes (machine, buildings, etc.) were not taken into consideration.

Data Sources

Primary data were collected for every process in the product system under the control of CommScope. Secondary data from the Sphera database were utilized when necessary. These data were evaluated and have temporal, geographic, and technical coverage appropriate to the scope of the product category.

Data Quality

The data sources used are complete and representative of global systems in terms of the geographic and technological coverage and are a recent vintage (i.e. less than ten years old). The data used for primary data are based on direct information sources of the manufacturers. Secondary data sets were used for raw materials extraction and processing, end of life, transportation, and energy production flows. Wherever secondary data is used, the study adopts critically reviewed data for consistency, precision, and reproducibility to limit uncertainty.

Period Under Review

The period under review is the full calendar year of 2023.

Treatment of Biogenic Carbon

The uptake and release of biogenic carbon throughout the product life cycle follows EN15804+A2 Section 6.4.4.

Comparability and Benchmarking

A comparison or an evaluation of EPD data is only possible if all data sets to be compared were created according to EN 15804 + A2 and the building context, respectively the product-specific characteristics of performance, are taken into account. Environmental declarations from different programs may not be comparable. Full conformance with the PCR allows for EPD comparability only when all stages a product's life cycle have been considered. However, variations and deviations are possible.

Units

Environmental Product Declaration

Copper Patch Panels
Unloaded Unshielded UNP®, NPP®, CPP®, DDM
Telecom Accessories

COMMScope®



According to ISO 14025,
EN 15804 + A2

The LCA results within this EPD are reported in SI units.

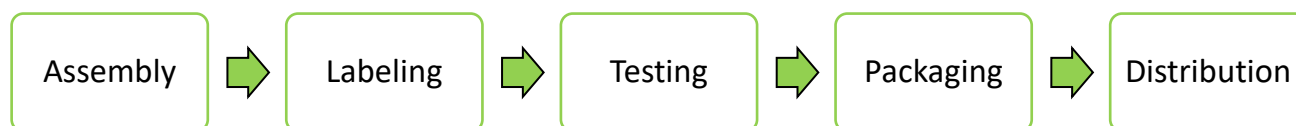
Background Data

For life cycle modeling of the considered products, the LCA for Experts Software System for Life Cycle Engineering, developed by Sphera, is used. The Sphera database contains consistent and documented datasets which are documented online. To ensure comparability of results in the LCA, the basic data of the Sphera database were used for energy, transportation, and auxiliary materials.

Manufacturing

CommScope's copper patch panels are produced with metal panel frames, metal components and accessories, plastic components, and plastic and paper labels.

Distribution modules are snapped onto the panel and other parts packaged loose. Various packaging options exist, but most products are packaged in a box. Once packaged, copper patch panels are shipped to customers.



Packaging

All packaging is fully recyclable and is primarily cardboard, with plastic materials are used for individual product packaging. Biogenic carbon content of packaging is -4.33E-02 kg CO₂ as reported in the EN15804+A2 Resource Use table.

| Quantity % by Weight | |
|----------------------|---------|
| Material | Maximum |
| Plastic | 8.63% |
| Paper | 0.70% |
| Cardboard | 90.67% |
| Total | 100.00% |

Environmental Product Declaration

Copper Patch Panels
Unloaded Unshielded UNP®, NPP®, CPP®, DDM
Telecom Accessories

COMMScope®



According to ISO 14025,
EN 15804 + A2

Transportation

| Transport to Building Site (A4) | | | | |
|---|------------------------|-----------------------|----------|----------|
| Description | Distribution Breakdown | Transport Mode / Fuel | Distance | Unit |
| International Transport | 77% | Lorry > 27t /diesel | 1000 | km |
| | | Boat | 19000 | km |
| Intracontinental Transport | 23% | Lorry > 27t /diesel | 3500 | km |
| Liters of Fuel | 33.1 | | | l/100 km |
| Capacity Utilization | 85 | | | % |
| Weight of one copper patch panel with packaging transported (maximum) | 1.30E+00 | | | kg |

Product Installation

CommScope copper patch panels are distributed through and installed by trained installation technicians adhering to local/national standards and requirements. Installation accounts for the energy consumption, material wastage, and support materials use during the installation process, as well as waste treatment of packaging materials. No installation scrap was assumed since each product is designed to be an installed product in its entirety. The product is designed for manual installation therefore no power equipment is used so electricity usage can be neglected.



Environmental Product Declaration

Copper Patch Panels
Unloaded Unshielded UNP®, NPP®, CPP® DDM
Telecom Accessories

COMMScope®



According to ISO 14025,
EN 15804 + A2

| Installation into the building (A5) | | |
|---|----------|--------------------|
| Name | Max | Unit |
| Auxiliary materials | - | kg |
| Water consumption | - | m ³ |
| Other resources | - | kg |
| Electricity consumption | - | kWh |
| Other energy carriers | - | MJ |
| Product loss per functional unit | 0.00E+00 | kg |
| Waste materials at construction site | 0.00E+00 | kg |
| Output substance (recycle) | 0.00E+00 | kg |
| Output substance (landfill) | 0.00E+00 | kg |
| Output substance (incineration) | 0.00E+00 | kg |
| Packaging waste (recycle) | 0.00E+00 | kg |
| Packaging waste (landfill) | 9.48E-02 | kg |
| Packaging waste (incineration) | 9.48E-02 | kg |
| Direct emissions to ambient air*, soil, and water | 4.33E-02 | kg CO ₂ |
| VOC emissions | - | kg |

*CO₂ emissions to air from disposal of packaging

| Reference Service Life | | |
|--|-------|-------|
| Name | Value | Unit |
| Reference Service Life | 30 | years |
| Declared product properties (at the gate) and finishes, etc. | - | |
| Design application parameters (if instructed by the manufacturer), including the references to the appropriate practices and application codes | - | |
| An assumed quality of work, when installed in accordance with the manufacturer's instructions | - | |
| Outdoor environment, (for outdoor applications), e.g. weathering, pollutants, UV and wind exposure, building orientation, shading, temperature | - | |
| Indoor environment (for indoor applications), e.g. temperature, moisture, chemical exposure | - | |
| Usage conditions, e.g. frequency of use, mechanical exposure | - | |
| Maintenance e.g. required frequency, type and quality and replacement of components | - | |

Product Use

No cleaning, maintenance, repair, replacement or refurbishment is required. There is no operational energy or water use.

Environmental Product Declaration

Copper Patch Panels
Unloaded Unshielded UNP®, NPP®, CPP® DDM
Telecom Accessories

COMMScope®



According to ISO 14025,
EN 15804 + A2

| Operational Energy Use (B6) | | |
|--|-------|----------------|
| Name | Value | Unit |
| Ancillary materials specified by material | - | kg |
| Net fresh water consumption | - | m ³ |
| Electricity consumption | - | kWh |
| Power output of equipment | - | kWh |
| Characteristic performance | - | - |
| Further assumptions for scenario development | - | - |

Disposal

The product can be manually disassembled for disposal. The product is disposed through waste incineration with energy recovery or landfilled, in accordance with the PCR.

| End of Life (C1-C4) | | |
|---------------------------------------|----------|------|
| Name | Max | Unit |
| Collected separately | 0.00E+00 | kg |
| Collected as mixed construction waste | 1.11E+00 | kg |
| Reuse | 0.00E+00 | kg |
| Recycling | 7.32E-01 | kg |
| Landfilling | 2.83E-01 | kg |
| Incineration with energy recovery | 9.97E-02 | kg |
| Energy conversion | 25.00 | % |
| Removals of biogenic carbon | - | kg |

Re-use Phase

Re-use of the product is not common.

Environmental Product Declaration

Copper Patch Panels
Unloaded Unshielded UNP®, NPP®, CPP® DDM
Telecom Accessories

COMMScope®



According to ISO 14025,
EN 15804 + A2

LCA Results – Maximum Impact

Results shown below were calculated using the TRACI 2.1 Methodology

| TRACI 2.1 Impact Assessment | | | | | | | | | | |
|-----------------------------|--|--------------------------|----------|----------|----------|----------|----------|----------|-----------|----------|
| Parameter | Parameter | Units | A1 - A3 | A4 | A5 | C2 | C3 | C4 | D | Total |
| GWP | Global Warming | kg CO ₂ - Eq. | 4.54E+00 | 5.71E-01 | 4.24E-01 | 1.12E-01 | 1.97E-01 | 5.51E-03 | -1.81E+00 | 5.85E+00 |
| ODP | Depletion potential of the stratospheric ozone layer | kg CFC-11 Eq. | 6.38E-12 | 1.34E-11 | 1.52E-15 | 2.31E-16 | 4.78E-16 | 3.32E-16 | -9.30E-15 | 1.98E-11 |
| AP Air | Acidification potential for air emissions | kg SO ₂ - Eq. | 1.28E-02 | 8.67E-03 | 3.76E-04 | 6.54E-04 | 2.41E-04 | 3.17E-05 | -3.97E-03 | 2.28E-02 |
| EP | Eutrophication potential | kg N - Eq. | 9.94E-04 | 5.00E-04 | 7.00E-05 | 5.21E-05 | 1.01E-05 | 1.12E-05 | -1.67E-04 | 1.64E-03 |
| SP | Smog formation potential | kg O ₃ - Eq. | 2.28E-01 | 2.46E-01 | 4.68E-03 | 1.47E-02 | 4.80E-03 | 5.50E-04 | -5.25E-02 | 4.99E-01 |
| FFD | Fossil Fuel Depletion | MJ - surplus | 5.31E+00 | 1.03E+00 | 6.66E-02 | 2.14E-01 | 7.82E-03 | 1.08E-02 | -6.63E-01 | 6.64E+00 |

*Stages B1 through B7, C1 through C4, and D have been considered and only those with non-zero values have been reported

Results shown below were calculated using CML 2001 – April 2013 Methodology

| CML 4.1 Impact Assessment | | | | | | | | | | |
|---------------------------|--|--|----------|----------|----------|-----------|----------|----------|-----------|----------|
| Parameter | Parameter | Units | A1 - A3 | A4 | A5 | C2 | C3 | C4 | D | Total |
| GWP | Global warming potential | kg CO ₂ - Eq | 4.58E+00 | 5.74E-01 | 4.41E-01 | 1.13E-01 | 1.97E-01 | 5.56E-03 | -1.82E+00 | 5.91E+00 |
| ODP | Depletion potential of the stratospheric ozone layer | kg CFC-11 Eq. | 1.81E-11 | 1.34E-11 | 8.98E-14 | 1.36E-14 | 2.83E-14 | 1.96E-14 | -5.27E-13 | 3.17E-11 |
| AP Air | Acidification potential for air emissions | kg SO ₂ - Eq. | 1.20E-02 | 6.85E-03 | 1.95E-04 | 4.79E-04 | 1.85E-04 | 3.01E-05 | -4.03E-03 | 1.97E-02 |
| EP | Eutrophication potential | kg(PO ₄) ³ -Eq. | 1.63E-03 | 1.38E-03 | 1.70E-04 | 1.23E-04 | 2.69E-05 | 2.03E-05 | -2.92E-04 | 3.35E-03 |
| POCP | Formation potential of tropospheric ozone photochemical oxidants | kg ethane - Eq. | 1.57E-03 | 1.13E-04 | 6.22E-06 | -1.98E-04 | 6.56E-06 | 2.49E-06 | -7.54E-04 | 1.50E-03 |
| ADPE | Abiotic depletion potential for non-fossil resources | kg Sb - Eq | 2.96E-06 | 2.14E-08 | 1.79E-08 | 1.12E-08 | 3.80E-09 | 1.72E-09 | -1.46E-06 | 3.02E-06 |
| ADPF | Abiotic depletion | MJ | 6.21E+01 | 7.33E+00 | 5.15E-01 | 1.49E+00 | 5.82E-02 | 8.08E-02 | -2.06E+01 | 7.15E+01 |



Environmental Product Declaration

Copper Patch Panels
Unloaded Unshielded UNP®, NPP®, CPP® DDM
Telecom Accessories



According to ISO 14025,
EN 15804 + A2

| | | | | | | | | | | |
|--|--------------------------------|--|--|--|--|--|--|--|--|--|
| | potential for fossil resources | | | | | | | | | |
|--|--------------------------------|--|--|--|--|--|--|--|--|--|

*Stages B1 through B7, C1 through C4, and D have been considered and only those with non-zero values have been reported



Environmental Product Declaration

Copper Patch Panels
Unloaded Unshielded UNP®, NPP®, CPP® DDM
Telecom Accessories

COMMScope®



According to ISO 14025,
EN 15804 + A2

Results below are calculated using methodology EN 15804 +A2 EF3.1 version.

| EN 15804 +A2 Impact Assessment | | | | | | | | | | |
|--------------------------------|---|------------------------|-----------|----------|----------|----------|----------|----------|-----------|----------|
| Parameter | Parameter | Units | A1 - A3 | A4 | A5 | C2 | C3 | C4 | D | Total |
| GWP - total | Climate change - total | kg CO ₂ -Eq | 4.18E+00 | 5.77E-01 | 5.02E-01 | 1.14E-01 | 1.97E-01 | 5.58E-03 | -1.81E+00 | 5.57E+00 |
| GWP - fossil | Climate change - fossil | kg CO ₂ -Eq | 4.59E+00 | 5.75E-01 | 3.09E-01 | 1.13E-01 | 1.97E-01 | 5.58E-03 | -1.83E+00 | 5.79E+00 |
| GWP - biogenic | Climate change - biogenic | kg CO ₂ -Eq | -4.33E-02 | 0.00E+00 | 4.33E-02 | 0.00E+00 | 0.00E+00 | 0.00E+00 | 0.00E+00 | 0.00E+00 |
| GWP - luluc | Climate change - land use and land use change | kg CO ₂ -Eq | 1.44E-03 | 3.63E-03 | 4.11E-04 | 1.92E-03 | 2.78E-06 | 2.71E-05 | -3.02E-04 | 7.43E-03 |
| ODP | Ozone depletion | kg CFC-11 Eq. | 1.44E-11 | 9.25E-12 | 7.63E-14 | 1.15E-14 | 2.40E-14 | 1.67E-14 | -4.47E-13 | 2.38E-11 |
| AP | Acidification | mol H ⁺ Eq | 1.46E-02 | 9.51E-03 | 2.23E-04 | 7.04E-04 | 1.54E-04 | 3.65E-05 | -4.76E-03 | 2.52E-02 |
| EP-freshwater | Eutrophication aquatic freshwater | kg P-Eq | 3.52E-05 | 1.02E-06 | 5.63E-07 | 4.88E-07 | 6.94E-09 | 1.58E-06 | -7.98E-07 | 3.88E-05 |
| EP-marine | Eutrophication aquatic marine | kg N Eq | 3.69E-03 | 4.05E-03 | 1.48E-04 | 3.45E-04 | 7.65E-05 | 8.71E-06 | -8.42E-04 | 8.32E-03 |
| EP-terrestrial | Eutrophication terrestrial | mol N Eq | 3.93E-02 | 4.44E-02 | 1.11E-03 | 3.83E-03 | 8.67E-04 | 9.58E-05 | -8.86E-03 | 8.96E-02 |
| POCP | Photochemical ozone formation | NMVOE Eq | 1.15E-02 | 1.05E-02 | 2.75E-04 | 6.62E-04 | 1.96E-04 | 2.72E-05 | -3.28E-03 | 2.32E-02 |
| ADP - minerals metals* | Depletion of abiotic resources - minerals and metal | kg Sb Eq. | 1.83E-06 | 1.84E-08 | 2.88E-09 | 9.73E-09 | 2.72E-10 | 3.66E-10 | -1.58E-06 | 1.86E-06 |
| ADP-fossil* | Depletion of abiotic resources - fossil fuels | mol N Eq. | 6.80E+01 | 7.38E+00 | 5.32E-01 | 1.49E+00 | 6.47E-02 | 8.37E-02 | -2.09E+01 | 7.75E+01 |
| WDP** | Water use | m3 world Eq. deprived | 5.36E-01 | 3.22E-03 | 2.77E-02 | 1.70E-03 | 2.53E-02 | 6.79E-04 | -1.96E-01 | 5.95E-01 |
| PM | Particulate matter emissions | Disease incidence | 3.07E-07 | 3.47E-08 | 1.78E-09 | 4.52E-09 | 5.65E-10 | 4.22E-10 | -1.96E-07 | 3.49E-07 |
| IRP | Ionizing radiation, human health | kBq U235 Eq | 1.86E-01 | 5.09E-04 | 8.20E-04 | 2.69E-04 | 3.51E-04 | 1.35E-04 | -1.43E-02 | 1.88E-01 |
| ETP-fw | Ecotoxicity (freshwater) | CTUe | 2.74E+01 | 8.69E+00 | 5.26E-01 | 1.10E+00 | 2.84E-02 | 1.22E-01 | -2.68E+00 | 3.79E+01 |
| HTP-c | Human toxicity, cancer effects | CTUh | 1.86E-09 | 1.38E-10 | 1.05E-11 | 2.21E-11 | 1.49E-12 | 2.00E-12 | -7.46E-10 | 2.03E-09 |
| HTP-nc | Human toxicity, non-cancer effects | CTUh | 1.95E-08 | 8.40E-09 | 8.16E-10 | 9.81E-10 | 1.26E-10 | 5.08E-11 | -3.34E-09 | 2.99E-08 |
| SQP | Land use related impacts/Soil quality | dimension less | 1.50E+01 | 1.40E+00 | 1.91E-01 | 7.38E-01 | 1.46E-02 | 1.82E-02 | -1.08E+00 | 1.74E+01 |

Stages B1 through B7, C1 through C4, and D have been considered and only those with non-zero values have been reported

*This impact category deals mainly with the eventual impact of low dose ionizing radiation on human health of the nuclear fuel cycle. It does not consider effects due to possible nuclear accidents, occupational exposure nor due to radioactive waste disposal in



Environmental Product Declaration

Copper Patch Panels

Unloaded Unshielded UNP®, NPP®, CPP®, DDM

Telecom Accessories

COMMScope®



According to ISO 14025,
EN 15804 + A2

underground facilities. Potential ionizing radiation from the soil, from radon and from some construction materials is also not measured by this indicator.

**The results of this environmental impact indicator shall be used with care as the uncertainties on these results are high or there is limited experience with the indicator.



Environmental Product Declaration

Copper Patch Panels
Unloaded Unshielded UNP®, NPP®, CPP® DDM
Telecom Accessories

COMMScope®



According to ISO 14025,
EN 15804 + A2

Results below contain the resource use throughout the life cycle of the product.

| EN 15804 +A2 Resource Use | | | | | | | | | | |
|---------------------------|--|----------------|----------|----------|----------|----------|----------|----------|-----------|----------|
| Parameter | Parameter | Units | A1 - A3 | A4 | A5 | C2 | C3 | C4 | D | Total |
| RPR _E | Renewable primary energy as energy carrier | MJ | 1.30E+01 | 2.38E-01 | 6.91E-02 | 1.26E-01 | 1.41E-02 | 1.35E-02 | -1.00E+00 | 1.35E+01 |
| RPR _M | Renewable primary energy resources as material utilization | MJ | 1.30E+01 | 2.38E-01 | 6.91E-02 | 1.26E-01 | 1.41E-02 | 1.35E-02 | -1.00E+00 | 1.35E+01 |
| NRPR _E | Nonrenewable primary energy as energy carrier | MJ | 6.80E+01 | 7.38E+00 | 5.32E-01 | 1.49E+00 | 6.47E-02 | 8.37E-02 | -2.09E+01 | 7.75E+01 |
| NRPR _M | Nonrenewable primary energy as material utilization fuels | MJ | 6.80E+01 | 7.38E+00 | 5.32E-01 | 1.49E+00 | 6.47E-02 | 8.37E-02 | -2.09E+01 | 7.75E+01 |
| SM | Use of secondary material secondary fuels | MJ | 0.00E+00 | 0.00E+00 | 0.00E+00 | 0.00E+00 | 0.00E+00 | 0.00E+00 | 0.00E+00 | 0.00E+00 |
| RSF | Use of renewable secondary fuels | MJ | 0.00E+00 | 0.00E+00 | 0.00E+00 | 0.00E+00 | 0.00E+00 | 0.00E+00 | 0.00E+00 | 0.00E+00 |
| NRSF | Use of nonrenewable secondary fuels | MJ | 0.00E+00 | 0.00E+00 | 0.00E+00 | 0.00E+00 | 0.00E+00 | 0.00E+00 | 0.00E+00 | 0.00E+00 |
| RE | Energy recovered from disposed waste | MJ | 0.00E+00 | 0.00E+00 | 0.00E+00 | 0.00E+00 | 0.00E+00 | 0.00E+00 | 0.00E+00 | 0.00E+00 |
| FW | Use of net fresh water | m ³ | 1.63E-01 | 2.68E-04 | 6.84E-04 | 1.42E-04 | 5.94E-04 | 2.05E-05 | -1.19E-01 | 1.65E-01 |

Stages B1 through B7, C1 through C4, and D have been considered and only those with non-zero values have been reported

Results below contain the output flows and wastes throughout the life cycle of the product.

| EN15804+A2 - Outflows and Waste Categories | | | | | | | | | | |
|--|--|-------|----------|----------|----------|----------|----------|----------|-----------|----------|
| Parameter | Parameter | Units | A1 - A3 | A4 | A5 | C2 | C3 | C4 | D | Total |
| HWD | Hazardous waste disposed | kg | 1.01E-06 | 9.13E-11 | 9.91E-11 | 4.83E-11 | 3.02E-11 | 2.08E-11 | 2.14E-09 | 1.01E-06 |
| NHWD | Non-hazardous waste disposed | kg | 9.65E-02 | 4.39E-04 | 9.49E-02 | 2.32E-04 | 6.18E-03 | 2.82E-01 | -1.45E-02 | 4.80E-01 |
| HLRW | High-level radioactive waste disposed | kg | 1.98E-03 | 3.65E-06 | 5.85E-06 | 1.93E-06 | 2.31E-06 | 1.05E-06 | -6.88E-08 | 2.00E-03 |
| ILLRW | Intermediate- and low-level radioactive waste disposed | kg | 0.00E+00 | 0.00E+00 | 0.00E+00 | 0.00E+00 | 0.00E+00 | 0.00E+00 | 0.00E+00 | 0.00E+00 |
| CRU | Components for re-use | kg | 0.00E+00 | 0.00E+00 | 0.00E+00 | 0.00E+00 | 0.00E+00 | 0.00E+00 | 0.00E+00 | 0.00E+00 |
| MR | Materials for recycling | kg | 1.19E-01 | 0.00E+00 | 0.00E+00 | 0.00E+00 | 0.00E+00 | 7.32E-01 | 0.00E+00 | 6.26E-02 |



Environmental Product Declaration

Copper Patch Panels
Unloaded Unshielded UNP®, NPP®, CPP® DDM
Telecom Accessories



According to ISO 14025,
EN 15804 + A2

| | | | | | | | | | | |
|-----|---|----|----------|----------|----------|----------|----------|----------|----------|----------|
| MER | Materials for energy recovery | kg | 0.00E+00 | 0.00E+00 | 0.00E+00 | 0.00E+00 | 0.00E+00 | 0.00E+00 | 0.00E+00 | 0.00E+00 |
| EE | Recovered energy exported from product system | MJ | 0.00E+00 | 0.00E+00 | 0.00E+00 | 0.00E+00 | 0.00E+00 | 0.00E+00 | 0.00E+00 | 0.00E+00 |

Stages B1 through B7, C1 through C4, and D have been considered and only those with non-zero values have been reported



Environmental Product Declaration

Copper Patch Panels
Unloaded Unshielded UNP®, NPP®, CPP®, DDM
Telecom Accessories

COMMScope®



According to ISO 14025,
EN 15804 + A2

Results below contain direct greenhouse gas emissions and removals throughout the life cycle of the product.

| EN 15804 +A2 Resource Use | | | | | | | | | | |
|---------------------------|--|--------------------|-----------|----------|----------|----------|----------|----------|----------|-----------|
| Parameter | Parameter | Units | A1 - A3 | A4 | A5 | C2 | C3 | C4 | D | Total |
| BCRP | Biogenic Carbon Removal from Product | kg CO ₂ | 0.00E+00 | 0.00E+00 | 0.00E+00 | 0.00E+00 | 0.00E+00 | 0.00E+00 | 0.00E+00 | 0.00E+00 |
| BCEP | Biogenic Carbon Emissions from Product | kg CO ₂ | 0.00E+00 | 0.00E+00 | 0.00E+00 | 0.00E+00 | 0.00E+00 | 0.00E+00 | 0.00E+00 | 0.00E+00 |
| BCRK | Biogenic Carbon Removal from Packaging | kg CO ₂ | -4.33E-02 | 0.00E+00 | 0.00E+00 | 0.00E+00 | 0.00E+00 | 0.00E+00 | 0.00E+00 | -4.33E-02 |
| BCEK | Biogenic Carbon Emissions from Packaging | kg CO ₂ | 0.00E+00 | 0.00E+00 | 4.33E-02 | 0.00E+00 | 0.00E+00 | 0.00E+00 | 0.00E+00 | 4.33E-02 |
| BCEW | Biogenic Carbon Emissions from Combustion of Waste from Renewable Sources Used in Production Process | kg CO ₂ | 0.00E+00 | 0.00E+00 | 0.00E+00 | 0.00E+00 | 0.00E+00 | 0.00E+00 | 0.00E+00 | 0.00E+00 |
| CCE | Calcination Carbon Emissions | kg CO ₂ | 0.00E+00 | 0.00E+00 | 0.00E+00 | 0.00E+00 | 0.00E+00 | 0.00E+00 | 0.00E+00 | 0.00E+00 |
| CCR | Carbonation Carbon Removal | kg CO ₂ | 0.00E+00 | 0.00E+00 | 0.00E+00 | 0.00E+00 | 0.00E+00 | 0.00E+00 | 0.00E+00 | 0.00E+00 |
| CWNR | Carbon Emissions from Combustion of Waste from Non-renewable Sources Used in Production Process | kg CO ₂ | 0.00E+00 | 0.00E+00 | 0.00E+00 | 0.00E+00 | 0.00E+00 | 0.00E+00 | 0.00E+00 | 0.00E+00 |

Stages B1 through B7, C1 through C4, and D have been considered and only those with non-zero values have been reported



Environmental Product Declaration

Copper Patch Panels
Unloaded Unshielded UNP®, NPP®, CPP® DDM
Telecom Accessories

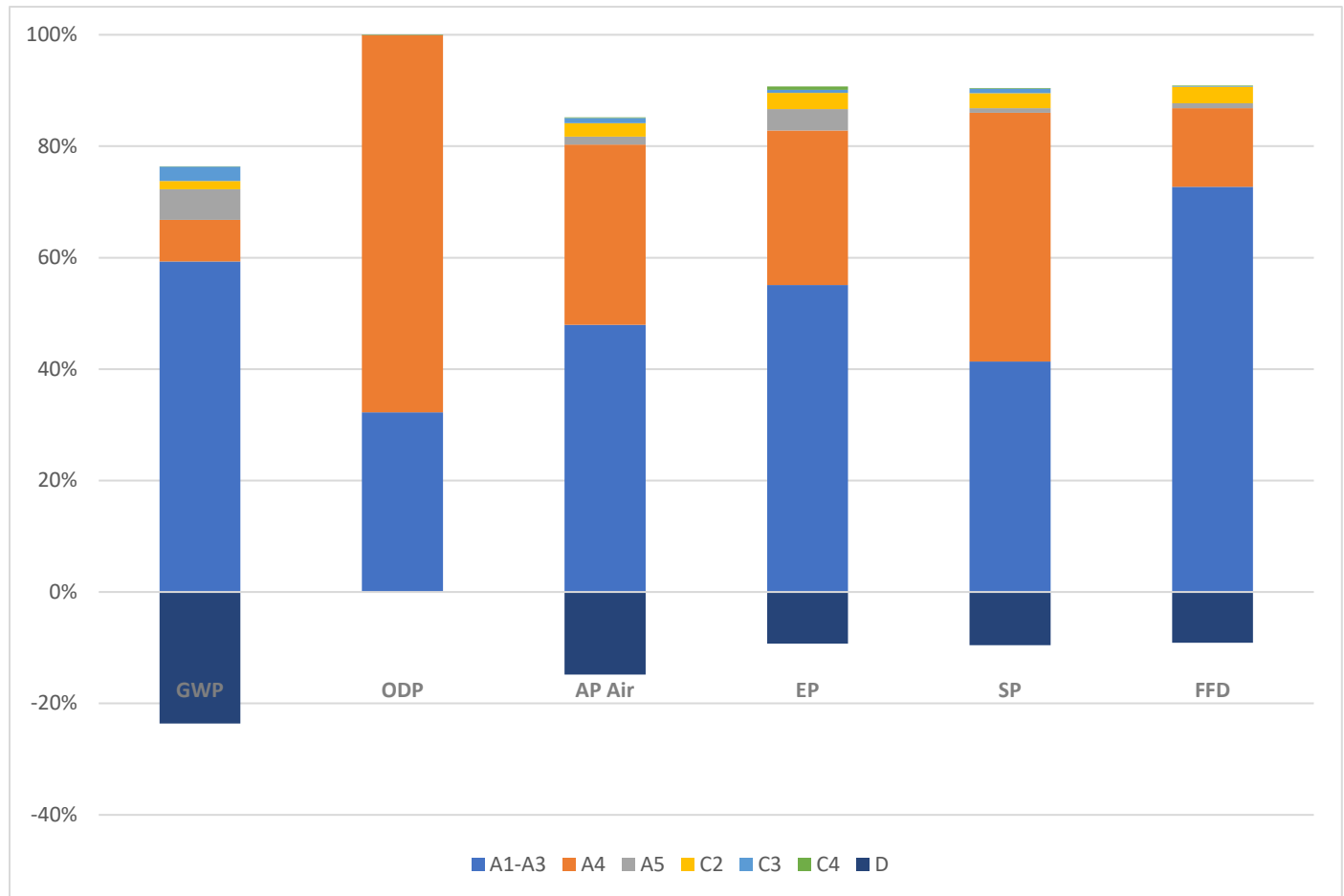
COMMScope®



According to ISO 14025,
EN 15804 + A2

LCA Interpretation – Maximum Impact

The production life cycle stage (A1-A3) dominates the impacts across all impact categories except ODP. The A1-A3 stage impact is due to the upstream production of materials used in the product, along with the electricity use in the manufacturing of the product. Significant impact is also shown by the A4 distribution stage in all impact categories due to the distance assumption requirements.



Environmental Product Declaration

Copper Patch Panels
Unloaded Unshielded UNP®, NPP®, CPP® DDM
Telecom Accessories

COMMScope®



According to ISO 14025,
EN 15804 + A2

Product Results Tables

Full impact results are reported above on the maximum impact product. Since there are multiple products in this series covered in this EPD, the TRACI impact assessment was completed for each product in the series as shown in the table below. The maximum product is listed first in the table for comparison. The total result includes A1-A3 GWP plus the stages A4, A5, C2, C3, and C4. Module D is outside the system boundary.

| A1-A3 | | | | | | | |
|------------|--|----------|----------|----------|----------|----------|----------|
| Product ID | Product Name | GWP | ODP | AP | EP | PCOP | FFD/ADP |
| 760241955 | Unshielded Angled Discrete Distribution Module Panel, M-series, 2U, 72 port, Black | 4.54E+00 | 6.38E-12 | 1.28E-02 | 9.94E-04 | 2.28E-01 | 5.31E+00 |
| 760104307 | M4800 1U Modular Panel, 48 port (MPS100 / UNJ10G / UNJ600 / UNJ600T / UNJ500), Black | 2.15E+00 | 2.97E-12 | 6.63E-03 | 6.97E-04 | 1.18E-01 | 3.69E+00 |
| 760105429 | M4800 1U Modular Panel, 48 port (MGS600 / MGS400 / MPS100 / UNJ10GT / UNJ600T / UNJ10G / UNJ600 / UNJ500), Black | 2.19E+00 | 1.53E-12 | 5.84E-03 | 6.59E-04 | 9.46E-02 | 3.70E+00 |
| 760109744 | M4800 1U Angled Modular Panel, 48 port (MGS600 / MGS400 / MPS100 / UNJ10GT / UNJ600T / UNJ10G / UNJ600 / UNJ500), Black | 2.26E+00 | 8.79E-13 | 5.65E-03 | 6.42E-04 | 8.52E-02 | 3.56E+00 |
| 760118315 | M2400 1U Modular Panel, 24 port (MPS100 / UNJ10G / UNJ600 / UNJ600T / UNJ500), Black | 1.88E+00 | 4.51E-13 | 4.74E-03 | 5.74E-04 | 6.74E-02 | 2.77E+00 |
| 760118323 | M2400 1U Modular Panel, 24 port (MGS600 / MGS400 / MPS100 / UNJ10GT / UNJ600T / UNJ10G / UNJ600 / UNJ500), Black | 1.93E+00 | 2.97E-13 | 4.72E-03 | 5.76E-04 | 6.60E-02 | 2.89E+00 |
| 760118331 | M2400 1U Angled Modular Panel, 24 port (MPS100 / UNJ10G / UNJ600 / UNJ600T / UNJ500), Black | 1.97E+00 | 2.25E-13 | 4.82E-03 | 5.73E-04 | 6.58E-02 | 2.71E+00 |
| 760118349 | M2400 1U Angled Modular Panel, 24 port (MGS600 / MGS400 / MPS100 / UNJ10GT / UNJ600T / UNJ10G / UNJ600 / UNJ500), Black | 2.02E+00 | 2.03E-13 | 4.89E-03 | 5.80E-04 | 6.69E-02 | 2.85E+00 |
| 760184507 | Unshielded Modular Panel, M-series, 1U, 24 port, Black | 2.19E+00 | 1.23E-13 | 4.97E-03 | 3.73E-04 | 6.38E-02 | 1.70E+00 |
| 760207274 | Unshielded Discrete Distribution Module Panel, M-series, 1U, 24 port, Black | 1.84E+00 | 1.62E-13 | 4.73E-03 | 5.99E-04 | 6.22E-02 | 2.06E+00 |
| 760207282 | Unshielded Discrete Distribution Module Panel, M-series, 2U, 48 port, Black | 3.41E+00 | 2.42E-13 | 7.92E-03 | 7.72E-04 | 1.06E-01 | 3.67E+00 |
| 760207290 | Unshielded Angled Discrete Distribution Module Panel, M-series, 1U, 24 port, Black | 2.03E+00 | 1.65E-13 | 5.14E-03 | 6.18E-04 | 6.73E-02 | 2.17E+00 |
| 760207308 | Unshielded Angled Discrete Distribution Module Panel, M-series, 2U, 48 port, Black | 3.78E+00 | 2.74E-13 | 9.04E-03 | 9.37E-04 | 1.20E-01 | 4.01E+00 |
| 760237040 | Unshielded Discrete Distribution Module Panel, SL, 1U, 24 port, Black | 1.94E+00 | 1.72E-13 | 4.89E-03 | 6.17E-04 | 6.50E-02 | 2.35E+00 |



Environmental Product Declaration

Copper Patch Panels
Unloaded Unshielded UNP®, NPP®, CPP® DDM
Telecom Accessories

COMMScope®



According to ISO 14025,
EN 15804 + A2

| | | | | | | | |
|-----------|---|----------|----------|----------|----------|----------|----------|
| 760237041 | Unshielded Discrete Distribution Module Panel, SL, 2U, 48 port, Black | 3.63E+00 | 2.68E-13 | 8.24E-03 | 8.08E-04 | 1.12E-01 | 4.26E+00 |
| 760237042 | Unshielded Angled Discrete Distribution Module Panel, SL, 1U, 24 port, Black | 2.09E+00 | 1.67E-13 | 5.04E-03 | 5.70E-04 | 6.72E-02 | 2.41E+00 |
| 760237043 | Unshielded Angled Discrete Distribution Module Panel, SL, 2U, 48 port, Black | 3.99E+00 | 3.01E-13 | 9.33E-03 | 9.64E-04 | 1.25E-01 | 4.59E+00 |
| 760237044 | Unshielded Recessed Angled Discrete Distribution Module Panel, SL, 1U, 24 port, Black | 2.02E+00 | 1.74E-13 | 5.06E-03 | 6.25E-04 | 6.71E-02 | 2.39E+00 |
| 760237045 | Unshielded Recessed Angled Discrete Distribution Module Panel, SL, 2U, 48 port, Black | 3.74E+00 | 2.72E-13 | 8.48E-03 | 8.19E-04 | 1.15E-01 | 4.32E+00 |
| 760237052 | Unshielded Discrete Distribution Module Panel, Keystone, 1U, 24 port, Black | 1.94E+00 | 1.71E-13 | 4.89E-03 | 6.17E-04 | 6.50E-02 | 2.35E+00 |
| 760238657 | Unshielded Panel Frame, 1U, Black | 1.80E+00 | 1.53E-13 | 5.08E-03 | 6.99E-04 | 6.37E-02 | 1.61E+00 |
| 760241547 | Unshielded Discrete Distribution Module Panel, Keystone, 2U, 48 port, Black | 3.63E+00 | 2.67E-13 | 8.24E-03 | 8.08E-04 | 1.12E-01 | 4.26E+00 |
| 760245529 | CommScope Angled Discrete Distribution Module Panel, M-series, UTP, 1U, 24 port, White | 2.36E+00 | 2.09E-13 | 5.41E-03 | 6.10E-04 | 7.40E-02 | 3.14E+00 |
| 760245530 | CommScope Angled Discrete Distribution Module Panel, M-series, UTP, 2U, 48 port, White | 4.51E+00 | 3.85E-13 | 1.01E-02 | 1.05E-03 | 1.39E-01 | 6.01E+00 |
| 760245531 | CommScope Discrete Distribution Module Panel, M-series, UTP, 1U, 24 port, White | 2.22E+00 | 2.13E-13 | 5.28E-03 | 6.58E-04 | 7.19E-02 | 3.08E+00 |
| 760245532 | CommScope Discrete Distribution Module Panel, M-series, UTP, 2U, 48 port, White | 4.17E+00 | 3.52E-13 | 9.00E-03 | 8.89E-04 | 1.26E-01 | 5.73E+00 |
| 760246228 | M4800 1U Modular Panel, 48 port (UNJ10G / UNJ600 / UNJ500), Black | 1.72E+00 | 1.54E-13 | 4.32E-03 | 5.39E-04 | 5.76E-02 | 2.28E+00 |
| 760246320 | M4800 1U Angled Modular Panel, 48 port (UNJ10G / UNJ600 / UNJ500), Black | 1.82E+00 | 1.54E-13 | 4.55E-03 | 5.46E-04 | 6.03E-02 | 2.26E+00 |
| 760250319 | Unshielded Angled Discrete Distribution Module Panel, Keystone, 1U, 24 port, White | 2.08E+00 | 1.66E-13 | 5.03E-03 | 5.69E-04 | 6.70E-02 | 2.40E+00 |
| 760250320 | Unshielded Angled Discrete Distribution Module Panel, Keystone, 2U, 48 port, White | 3.97E+00 | 3.01E-13 | 9.31E-03 | 9.71E-04 | 1.25E-01 | 4.03E+00 |
| 760253047 | Unshielded Angled Discrete Distribution Module Panel, Keystone, 1U, 24 port, Black | 2.09E+00 | 1.66E-13 | 5.04E-03 | 5.70E-04 | 6.72E-02 | 2.09E+00 |
| 760253048 | Unshielded Angled Discrete Distribution Module Panel, Keystone, 2U, 48 port, Black | 3.99E+00 | 3.02E-13 | 9.36E-03 | 9.74E-04 | 1.26E-01 | 4.05E+00 |
| 760253192 | M4800 1U Modular Panel Frame, Black | 1.34E+00 | 1.04E-13 | 3.64E-03 | 4.52E-04 | 4.57E-02 | 8.46E-01 |
| 760253535 | M2400 1U Angled Modular Panel, 24 port (MGS600 / MGS400 / MPS100 / UNJ10GT / UNJ600T / UNJ10G / UNJ600 / UNJ500), White | 2.08E+00 | 1.86E-13 | 4.98E-03 | 5.93E-04 | 6.83E-02 | 2.52E+00 |
| 760253536 | M4800 2U Angled Modular Panel, 48 port ((MGS600 / MGS400 / MPS100 / | 3.97E+00 | 3.06E-13 | 8.74E-03 | 8.20E-04 | 1.22E-01 | 5.02E+00 |



Environmental Product Declaration

Copper Patch Panels
Unloaded Unshielded UNP®, NPP®, CPP®, DDM
Telecom Accessories

COMMScope®



According to ISO 14025,
EN 15804 + A2

| | | | | | | | |
|-----------|--|----------|----------|----------|----------|----------|----------|
| | UNJ10GT / UNJ600T / UNJ10G / UNJ600 / UNJ500), White | | | | | | |
| 760253767 | Unshielded Panel Frame, 1U, Black | 1.78E+00 | 1.48E-13 | 4.94E-03 | 6.64E-04 | 6.23E-02 | 1.02E+00 |
| 760254673 | Unshielded Modular Panel, Keystone, 1U, 24 port, Black | 1.65E+00 | 1.26E-13 | 4.55E-03 | 5.63E-04 | 5.65E-02 | 9.23E-01 |
| 760254899 | CommScope Discrete Distribution Module Panel, SL, UTP, 2U, 48 port, Top-Down Port Numbering | 3.62E+00 | 2.67E-13 | 8.23E-03 | 8.05E-04 | 1.12E-01 | 3.88E+00 |
| 760254924 | M4800 1U Angled Modular Panel, 48 port (MGS600 / MGS400 / MPS100 / UNJ10GT / UNJ600T / UNJ10G / UNJ600 / UNJ500), White | 2.26E+00 | 2.08E-13 | 5.26E-03 | 6.21E-04 | 7.35E-02 | 3.03E+00 |
| 760109736 | M4800 1U Angled Modular Panel, 48 port (MPS100 / UNJ10G / UNJ600 / UNJ600T / UNJ500), Black | 2.12E+00 | 1.92E-13 | 5.04E-03 | 6.00E-04 | 6.95E-02 | 2.66E+00 |
| 760235092 | M2400 1U Modular Panel for 12" VCM, 24 port (MGS600 / MGS400 / MPS100 / UNJ10GT / UNJ600T / UNJ10G / UNJ600 / UNJ500), Black | 1.40E+00 | 1.43E-13 | 3.61E-03 | 5.11E-04 | 4.88E-02 | 1.64E+00 |

| Product ID | A4 | A5 | C2 | C3 | C4 | D | Total |
|------------|----------|----------|----------|----------|----------|-----------|----------|
| 760241955 | 5.71E-01 | 4.24E-01 | 1.12E-01 | 1.97E-01 | 5.51E-03 | -1.81E+00 | 5.85E+00 |
| 760104307 | 2.96E-01 | 4.25E-01 | 4.59E-02 | 1.54E-01 | 3.10E-03 | -5.95E-01 | 3.07E+00 |
| 760105429 | 3.06E-01 | 4.25E-01 | 4.82E-02 | 1.78E-01 | 3.34E-03 | -5.95E-01 | 3.15E+00 |
| 760109744 | 2.92E-01 | 4.19E-01 | 5.14E-02 | 1.71E-01 | 3.35E-03 | -6.71E-01 | 3.19E+00 |
| 760118315 | 2.72E-01 | 4.24E-01 | 4.18E-02 | 1.19E-01 | 2.53E-03 | -5.95E-01 | 2.74E+00 |
| 760118323 | 2.77E-01 | 4.24E-01 | 4.30E-02 | 1.31E-01 | 2.70E-03 | -5.95E-01 | 2.80E+00 |
| 760118331 | 2.85E-01 | 4.24E-01 | 4.50E-02 | 1.12E-01 | 2.54E-03 | -6.71E-01 | 2.84E+00 |
| 760118349 | 2.90E-01 | 4.24E-01 | 4.61E-02 | 1.24E-01 | 2.70E-03 | -6.71E-01 | 2.91E+00 |
| 760184507 | 2.90E-01 | 1.88E-01 | 5.89E-02 | 2.05E-02 | 1.95E-03 | -1.11E+00 | 2.75E+00 |
| 760207274 | 2.79E-01 | 4.66E-01 | 4.19E-02 | 6.43E-02 | 1.93E-03 | -6.98E-01 | 2.69E+00 |
| 760207282 | 4.68E-01 | 4.66E-01 | 8.65E-02 | 1.29E-01 | 3.94E-03 | -1.45E+00 | 4.57E+00 |
| 760207290 | 3.03E-01 | 4.66E-01 | 4.76E-02 | 6.43E-02 | 2.09E-03 | -8.08E-01 | 2.91E+00 |
| 760207308 | 5.36E-01 | 6.22E-01 | 9.43E-02 | 1.29E-01 | 4.16E-03 | -1.60E+00 | 5.16E+00 |
| 760237040 | 2.90E-01 | 4.66E-01 | 4.45E-02 | 8.77E-02 | 2.25E-03 | -6.98E-01 | 2.83E+00 |
| 760237041 | 4.89E-01 | 4.66E-01 | 9.15E-02 | 1.75E-01 | 4.58E-03 | -1.45E+00 | 4.85E+00 |
| 760237042 | 2.98E-01 | 3.94E-01 | 5.01E-02 | 8.77E-02 | 2.42E-03 | -8.08E-01 | 2.92E+00 |
| 760237043 | 5.55E-01 | 6.12E-01 | 9.93E-02 | 1.75E-01 | 4.81E-03 | -1.60E+00 | 5.43E+00 |
| 760237044 | 3.00E-01 | 4.66E-01 | 4.68E-02 | 8.77E-02 | 2.32E-03 | -7.43E-01 | 2.92E+00 |
| 760237045 | 5.03E-01 | 4.66E-01 | 9.48E-02 | 1.75E-01 | 4.68E-03 | -1.51E+00 | 4.98E+00 |
| 760237052 | 2.90E-01 | 4.66E-01 | 4.45E-02 | 8.77E-02 | 2.25E-03 | -6.98E-01 | 2.83E+00 |
| 760238657 | 3.03E-01 | 6.19E-01 | 3.93E-02 | 4.96E-03 | 1.20E-03 | -7.59E-01 | 2.77E+00 |
| 760241547 | 4.89E-01 | 4.66E-01 | 9.15E-02 | 1.75E-01 | 4.58E-03 | -1.45E+00 | 4.85E+00 |
| 760245529 | 3.21E-01 | 3.94E-01 | 5.55E-02 | 1.49E-01 | 3.25E-03 | -8.05E-01 | 3.28E+00 |



Environmental Product Declaration

Copper Patch Panels

Unloaded Unshielded UNP®, NPP®, CPP®, DDM

Telecom Accessories

COMMScope®



According to ISO 14025,
EN 15804 + A2

| | | | | | | | |
|-----------|----------|----------|----------|----------|----------|-----------|----------|
| 760245530 | 5.99E-01 | 6.15E-01 | 1.10E-01 | 2.97E-01 | 6.46E-03 | -1.59E+00 | 6.14E+00 |
| 760245531 | 3.13E-01 | 4.66E-01 | 5.00E-02 | 1.49E-01 | 3.09E-03 | -6.97E-01 | 3.20E+00 |
| 760245532 | 5.35E-01 | 4.66E-01 | 1.02E-01 | 2.97E-01 | 6.24E-03 | -1.44E+00 | 5.58E+00 |
| 760246228 | 2.58E-01 | 4.24E-01 | 3.85E-02 | 8.42E-02 | 2.05E-03 | -5.95E-01 | 2.53E+00 |
| 760246320 | 2.71E-01 | 4.24E-01 | 4.16E-02 | 7.66E-02 | 2.06E-03 | -6.71E-01 | 2.63E+00 |
| 760250319 | 2.98E-01 | 3.94E-01 | 4.99E-02 | 8.77E-02 | 8.01E-03 | -8.05E-01 | 2.92E+00 |
| 760250320 | 5.54E-01 | 6.22E-01 | 9.86E-02 | 1.75E-01 | 1.52E-02 | -1.59E+00 | 5.44E+00 |
| 760253047 | 2.98E-01 | 3.94E-01 | 5.01E-02 | 8.77E-02 | 8.03E-03 | -8.08E-01 | 2.92E+00 |
| 760253048 | 5.57E-01 | 6.22E-01 | 9.93E-02 | 1.75E-01 | 1.53E-02 | -1.60E+00 | 5.46E+00 |
| 760253192 | 2.13E-01 | 3.70E-01 | 3.12E-02 | 7.66E-03 | 5.83E-03 | -5.95E-01 | 1.97E+00 |
| 760253535 | 2.99E-01 | 4.24E-01 | 4.82E-02 | 1.35E-01 | 7.48E-03 | -6.77E-01 | 3.00E+00 |
| 760253536 | 5.21E-01 | 4.24E-01 | 1.01E-01 | 2.70E-01 | 1.40E-02 | -1.44E+00 | 5.30E+00 |
| 760253767 | 2.97E-01 | 5.87E-01 | 3.92E-02 | 4.96E-03 | 7.82E-03 | -7.58E-01 | 2.72E+00 |
| 760254673 | 2.66E-01 | 4.66E-01 | 3.87E-02 | 0.00E+00 | 7.33E-03 | -7.58E-01 | 2.42E+00 |
| 760254899 | 4.87E-01 | 4.66E-01 | 9.11E-02 | 1.75E-01 | 1.36E-02 | -1.45E+00 | 4.86E+00 |
| 760254924 | 3.16E-01 | 4.24E-01 | 5.21E-02 | 1.75E-01 | 7.76E-03 | -6.77E-01 | 3.23E+00 |
| 760109736 | 3.03E-01 | 4.24E-01 | 4.91E-02 | 1.46E-01 | 7.52E-03 | -6.71E-01 | 3.05E+00 |
| 760235092 | 2.19E-01 | 4.24E-01 | 2.91E-02 | 8.77E-02 | 5.09E-03 | -3.94E-01 | 2.16E+00 |



Additional Environmental Information

Environmental and Health During Manufacturing

CommScope values employees' health, safety and well-being. To this end, we maintain a robust company-wide environment, health and safety (EHS) management system. This is an integrated program based on the requirements of the International Standards of ISO45001 and ISO14001. To support this integrated EHS management system, CommScope utilizes a web-based platform, the BSI Entropy™ tool. This tool supports the management of our EHS processes and operations at the corporate and facility level. All EHS management system records (policies, procedures, method statements, health and safety risk assessments, environmental aspect/impact assessments, legal requirements, permits, training, internal and external audits, incidents and implemented CAPA, KPIs, and other records related to EHS) are maintained and managed in Entropy. In addition, 90% of CommScope manufacturing facilities are certified according to the ISO14001 and ISO45001 standards. Our vision and commitments are detailed in our [EHS Policy](#).

CommScope understands the need to address the environmental impacts of its products and services. CommScope engages product development teams in designing innovative and more sustainable solutions across a product's life cycle—from design and manufacturing to product use and end of life.

CommScope is committed to demonstrating a high standard of global product compliance practices. Through this commitment, we actively monitor global environmental trends and emerging regulatory requirements that may affect our products, operations, supply chain, and customer base. We are committed to be compliant with all applicable environmental product related legal and other requirements. To achieve this, we have a global organization comprising environmental specialists, engineers, and product compliance experts who are constantly ensuring our compliance status is maintained. We manage our compliance using a cross-functional approach with our engineers, designers, quality organization, supply chain organization, and production.

CommScope is committed to upholding the human rights of its employees. To ensure our employees are treated with dignity and respect, we follow a well-established Code of Ethics and Business Conduct and Labor Policy that align with recognized standards and guidelines from the International Labor Organization, the United Nations Global Compact, the UN Universal Declaration of Human Rights, SA8000 and applicable laws.

Environmental and Health During Installation

There is no harmful emissive potential. No damage to health or impairment is expected under normal use corresponding to the intended use of the product.

Extraordinary Effects

Fire

No extraordinary effects to the environment can be anticipated during exposure to fire.

Water

Contains no substances that have any impact on water in case of flood.

Mechanical Destruction

Environmental Product Declaration

Copper Patch Panels
Unloaded Unshielded UNP®, NPP®, CPP®, DDM
Telecom Accessories

COMMScope®



According to ISO 14025,
EN 15804 + A2

No danger to the environment can be anticipated during mechanical destruction.

Delayed Emissions

Global warming potential is calculated using the TRACI 2.1 and CML 4.1 impact assessment methodologies. Delayed emissions are not considered.

Environmental Activities and Certifications

Our Sustainability Report details CommScope's efforts to operate the business ethically and with integrity; protect the environment; maintain the health, safety and well-being of our workforce; and support the communities in which we operate. To learn more, view our comprehensive Sustainability Report at <https://www.commscope.com/corporate-responsibility-and-sustainability/>.

CommScope maintains a variety of certifications based on the widely accepted industry standards:

- Quality Management System certification (ISO9001/TL9000)
- Environmental Management System certification (ISO14001)
- Health and Safety Management System certification (ISO45001)

These certificates can be downloaded from our company website:

<https://www.commscope.com/corporate-responsibility-and-sustainability/philosophy/#certifications>

Product sustainability certifications including EPDs and Health Product Declarations (HPDs) can be downloaded from our company website:

<https://www.commscope.com/corporate-responsibility-and-sustainability/product-sustainability/certifications/>

Further Information

CommScope Inc.
3642 E US Highway 70
Claremont, North Carolina 28610
ProductSustainability@commscope.com



References

- PCR PEP ecopassport Program: Product Category Rules for Electrical, Electronic and HVAC-R Products, v4.0, 2021.
- PSR PEP ecopassport Program Product Specific Rules specific for Wires, Cables and Accessories, v4.0, 2022
- LCA for Experts Sphera Solutions GmbH. LCA for Experts Software System and Database for Life Cycle Engineering.
- ISO 14025 ISO 14025:2011-10, Environmental labels and declarations — Type III environmental declarations — Principles and procedures.
- ISO 14040 ISO 14040:2009-11, Environmental management — Life cycle assessment — Principles and framework.
- ISO 14044 ISO 14044:2006-10, Environmental management — Life cycle assessment — Requirements and guidelines.
- EN 15804 + A2 EN 15804:2012+A2:2019/AC:2021 - Sustainability of construction works - Environmental Product Declarations - Core rules for the product category of construction products
- ASTM 2020 ASTM International General Program Instructions v8.0, April 29, 2020
- Characterization Method IPCC. 2021. Climate Change 2021. The Physical Science Basis. Contribution of Working Group I to the Sixth Assessment Report of the Intergovernmental Panel on Climate Change [Masson, delmotte, V., et al] Cambridge University Press, Cambridge, UK and New York, NY, USA (<http://www.ipcc.ch/report/ar6/wg1/>).
- Characterization Method Hauschild M.Z., & Wenzel H. Environmental Assessment of Products. Springer, US, Vol. 2, 1998.
- Characterization Method Heijungs R., Guinée J.B., Huppes G., Lankreijer R.M., Udo de Haes H.A., Wegener Sleeswijk A. Environmental Life Cycle Assessment of Products: Guide and Backgrounds. CML. Leiden University, Leiden.
- Characterization Method Jenkin M.E., & Hayman G.D. Photochemical ozone creation potentials for oxygenated volatile organic compounds: sensitivity to variations in kinetic and mechanistic parameters. Atmospheric Environment. 1999, 33 (8) pp. 1275-1293.
- Characterization Method WMO. 1999. Scientific Assessment of Ozone Depletion: 1998, World Meteorological Organization Global Ozone Research and Monitoring Project - Report No. 44, WMO, Geneva.
- Characterization Method Standard Method for the Testing and Evaluation of Volatile Organic Chemical Emissions from Indoor Sources using Environmental Chambers- version 1.2, January 2017.

Environmental Product Declaration

Copper Patch Panels
Unloaded Unshielded UNP®, NPP®, CPP®, DDM
Telecom Accessories

COMMScope®



According to ISO 14025,
EN 15804 + A2

Contact Information

Study Commissioner

COMMScope®

For more information, visit our website at

<https://www.commscope.com/>

- Contact customer support for product and technical questions at <https://www.commscope.com/contact-us/>
- Contact product compliance at productsustainability@commscope.com
- Contact Corporate Responsibility & Sustainability team for sustainability questions at sustainability@commscope.com

LCA Practitioner

Joe Kvetensky, PE
CommScope Inc.
3642 E US Highway 70
Claremont, North Carolina 28610
ProductSustainability@commscope.com