


SYSTIMAX®
COMMSCOPE

InstaPATCH® Cu connectivity system

Preterminated copper data center solutions



YOUR NETWORK
YOUR FUTURE

InstaPATCH®

Cu preterminated copper solution

InstaPATCH Cu preterminated copper solutions represent a major advance for the fast deployment of high-performance networks.


Because the assemblies are factory-tested for quality, they arrive at your site preterminated and pre-connectorized, ready for plug-and-play installation. That means no more bulk copper purchases or troublesome field terminations to slow down your deployment.

Engineered for cleaner, more convenient installation, InstaPATCH Cu preterminated copper cable assemblies can be installed in a fraction of the time of traditional implementation. With such efficient and neat installation, you can make certain your network, collocation facility or data center is up and running much faster than ever before.

Plus, CommScope will help your implementation go even smoother with start-to-finish design support.

InstaPATCH Cu preterminated copper solutions are factory-connectorized, factory-tested, modular connectivity systems. Designed for high-density environments such as data centers, InstaPATCH Cu solutions are ideal for rapid deployment and high performance. Their modular design supports improved cable management and scalable capacity.

By avoiding the labor costs associated with traditional, on-site termination, troubleshooting and rework, these pre-terminated solutions are a smart investment for any data center or collocation facility. Additionally, these InstaPATCH Cu solutions are warranted by CommScope and backed by our industry-leading connectivity experience.



Features of InstaPATCH® Cu solutions

InstaPATCH OneLink

- Features a flexible row-to-row configuration
- Supports single-handed operations
- 2x4 and 2x6 configurations allow seamless integration to different switch configurations
- 2x4 and 2x6 release tools facilitate one touch release of all cords at once
- Individual release tool allows removal of one cord at a time

Performance

- SYSTIMAX® GigaSPEED® X10D solution guaranteed to meet or exceed Category 6A/Class E_A channel specs to 500 MHz

Testing

- 100% performance-tested to SYSTIMAX standards

Packaging

- Copper assemblies coiled into boxes for pulling from equipment to patching field or patching field to equipment
- Package labeling identifies installation
- End A is immediately accessible upon unboxing



COPPER ASSEMBLY DESIGN

- 4-pair Category 6A U/UTP and Category 6A F/UTP assemblies from 6 to 24 links
- Patch panel modules, outlets, modular plugs, InstaPATCH OneLink or blunt endpoints
- Sleeving or hook-n-loop bundling options available
- Left, right or trident, series or paired, flat or angled designed for optimum cable management
- Optimized 23 inch breakout length from bundling exit
- Leg labels specify A or B side and the leg number



Benefits of InstaPATCH® Cu solutions



Speed

Install up to 8 times faster than traditional installation methods



Flexibility

Multiple options for a variety of copper environments



Reliability

Backed by CommScope's 20-Year Extended Product Warranty and Applications Assurance



Scalability

Plan and install the exact number of ports you need now and add additional assemblies at any time



Cost control

Avoid the variable costs of traditional, labor-intensive installations



Security

Reduce installation time in live data center environments



Environmental stewardship

Factory-terminated solutions reduce waste associated with cutting cable on-site



Ordering InstaPATCH® Cu solutions

While CommScope assembles InstaPATCH Cu solutions based on individual orders, getting the right preterminated solutions for your implementation is fast and easy. Just follow these five simple steps:

1 Select cable


Choose from GigaSPEED X10D, U/UTP, and F/UTP—available in plenum, non-plenum, riser and LSZH. Also available in SD version of Cat 6A X10D - U/UTP (riser and plenum).



GigaSPEED X10D U/UTP



GigaSPEED X10D F/UTP



GigaSPEED X10D
1091 SD U/UTP

2 Select termination end

Choose what suits your data center best—outlets, modules, onelink, blunt or individual plug designs.




1100 Module



InstaPATCH




Plugs



Outlets



360 1100 Evolve Module



Blunt

3 Select exit orientation

Select exit orientation for each end: right, left or trident; series or paired; flat or angled.



Module—Left Series Flat



Module—Right Series Flat



Module— Trident Series Flat



InstaPATCH OneLink
Left Paired Flat



InstaPATCH OneLink Right
Paired Flat




InstaPATCH OneLink Trident
Paired Flat

4 Select bundling style



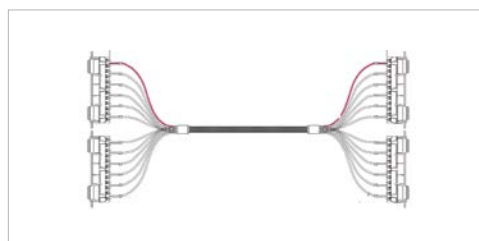
Hook-n-loop



Sleeving

5 Select cable length

Select unit of measure, foot or meter. Specify the cable length of the longest leg. Please refer to the SYSTIMAX design guide for supported lengths of different channel configurations.



InstaPATCH Cu configurator

C A A A C - 1 1 H A B B F 0 5 0

Cable Type

1	A	Cat 6A X10D – U/UTP (Plenum)
	B	Cat 6A X10D – U/UTP (Riser)
	C	Cat 6A X10D – U/UTP (LSZH)
	D	Cat 6A X10D – F/UTP (Plenum)
	E	Cat 6A X10D – F/UTP (Riser)
	F	Cat 6A X10D – F/UTP (LSZH)
	K	Cat 6A X10D – F/UTP (non-plenum)
	Q	Cat 6A X10D – S/FTP (LSZH)
	Y	SD Cat 6A X10D - U/UTP (Riser)
	S	Cat 6A - U/UTP Class B Rated (LSZH)
	T	CAT6A -F/FTP Class B Rated (LSZH)
	U	CAT6A -F/FTP Class D Rated (LSZH)
	X	SD Cat 6A X10D - U/UTP (Plenum)

Connector A

2	A	Outlet* – Single Row Standard Density
	B	Outlet* – Dual Row Standard Density
	C	Outlet* – Dual Row High Density
	G	RJ45 Plug* – Single Row Standard Density
	H	RJ45 Plug* – Dual Row Standard Density
	J	RJ45 Plug* – Dual Row High Density
	N	1100 Module
	R	360 1100 Evolve Module
	S	OneLink 2x6
	T	OneLink 2x4

Connector B

3	A	Outlet* – Single Row Standard Density
	B	Outlet* – Dual Row Standard Density
	C	Outlet* – Dual Row High Density
	G	RJ45 Plug* – Single Row Standard Density
	H	RJ45 Plug* – Dual Row Standard Density
	J	RJ45 Plug* – Dual Row High Density
	N	1100 Module
	R	360 1100 Evolve Module
	S	OneLink 2x6
	T	OneLink 2x4
	X	Blunt

Link

4	B	6
	C	8
	D	12
	E	16
	F	18
	G	24

Orientation A

5	1	Trident Series Flat
	2	Right Paired Flat
	3	Right Series Flat
	4	Left Paired Flat
	5	Left Series Flat
	6	Trident Paired Flat
	A	Trident Series Angled
	B	Right Paired Angled
	C	Right Series Angled
	D	Left Paired Angled
	E	Left Series Angled
	F	Trident Paired Angled

Orientation B

6	1	Trident Series Flat
	2	Right Paired Flat
	3	Right Series Flat
	4	Left Paired Flat
	5	Left Series Flat
	6	Trident Paired Flat
	A	Trident Series Angled
	B	Right Paired Angled
	C	Right Series Angled
	D	Left Paired Angled
	E	Left Series Angled
	F	Trident Paired Angled
	X	Not Applicable

*** Note: Connector A,G B,H and C,J Applications:**

A Outlet/G Plug - Single Row Standard Density (supports M2400, M2400A, 360-MFTP panels)

B Outlet/H Plug - Dual Row Standard Density (supports CPP-UDDM, CPPA-UDDM, 360-MOD-M UTP panels)

C Outlet/J Plug - Dual Row High Density (supports M4800, M4800A UTP panels)

Configurations are not limited to the above.

Please contact your local sales representative for more information.

Bundling

7	H	Hook-n-loop Black
	S	Sleeving Black

Labeling

8	A	Generic Label
---	---	---------------

Outlet Color

9	0	Not Applicable
	1	Black (BK)
	2	Blue (BL)
	8	White (WH)

Jacket Color

10	3	Dark Gray (DG)
	8	White (WH)
	C	Slate (SL)
	Z	Blue (BL)

UOM

11	F	Foot
	M	Meter

Length

12	XXX
----	-----

Cords > 1m are authorized for use in channels and are an effective standalone method used to connect active devices

- Cords < 1m are also valid elements for use in a channel or as an equipment interconnect, but due to their limited length, they are not guaranteed to meet component compliance requirements that were developed to assess the quality of longer cords

CommScope pushes the boundaries of communications technology with game-changing ideas and ground-breaking discoveries that spark profound human achievement.

We collaborate with our customers and partners to design, create and build the world's most advanced networks. It is our passion and commitment to identify the next opportunity and realize a better tomorrow.

For more information, visit the SYSTIMAX 2.0 solutions page

www.systimax.com



SYSTIMAX®
COMMScope

systimax.com

Visit our website or contact your local CommScope representative for more information.

© 2025 CommScope, LLC. All rights reserved. CommScope and the CommScope logo are registered trademarks of CommScope and/or its affiliates in the U.S. and other countries. For additional trademark information see <https://www.commscope.com/trademarks>. All product names, trademarks and registered trademarks are property of their respective owners.

BR-107874.5-EN (04/25)