



# FTTH solutions for North America

Shaping the always-on networks of tomorrow

# Broadband networks by CommScope Engineering the future of broadband

Service providers across North America trust CommScope for complete, end-to-end fiber-to-the-home (FTTH) solutions that optimize broadband deployments with reliable quality. Our proven, innovative technologies help deploy faster, simplify management and scale to meet the demands of today's networks, advancing Broadband For Everyone™ solutions. Backed by 50 years of U.S.-based expertise and offering Build America, Buy America (BABA)-compliant products tailored to today's standards, CommScope empowers providers to deliver future-ready networks while maximizing cost efficiency and supporting long-term value.

Service providers are prioritizing solutions that simplify and accelerate fiber deployments in hard-to-reach rural areas. CommScope is meeting this demand with optimized technologies, expert services, and strategic partnerships designed to cut deployment time and costs—making high-speed broadband more accessible to underserved communities.

CommScope's FTTH solutions empower service providers to roll out fiber networks faster and more cost-effectively. Backed by a comprehensive portfolio of lifecycle services, we support every stage of deployment—from design to installation—ensuring reliable, future-ready infrastructure. With the right tools and expertise, providers can deliver high-performance fiber to the home quickly, efficiently, and with long-term value.

We offer solutions for:

## 1 Central office and headend

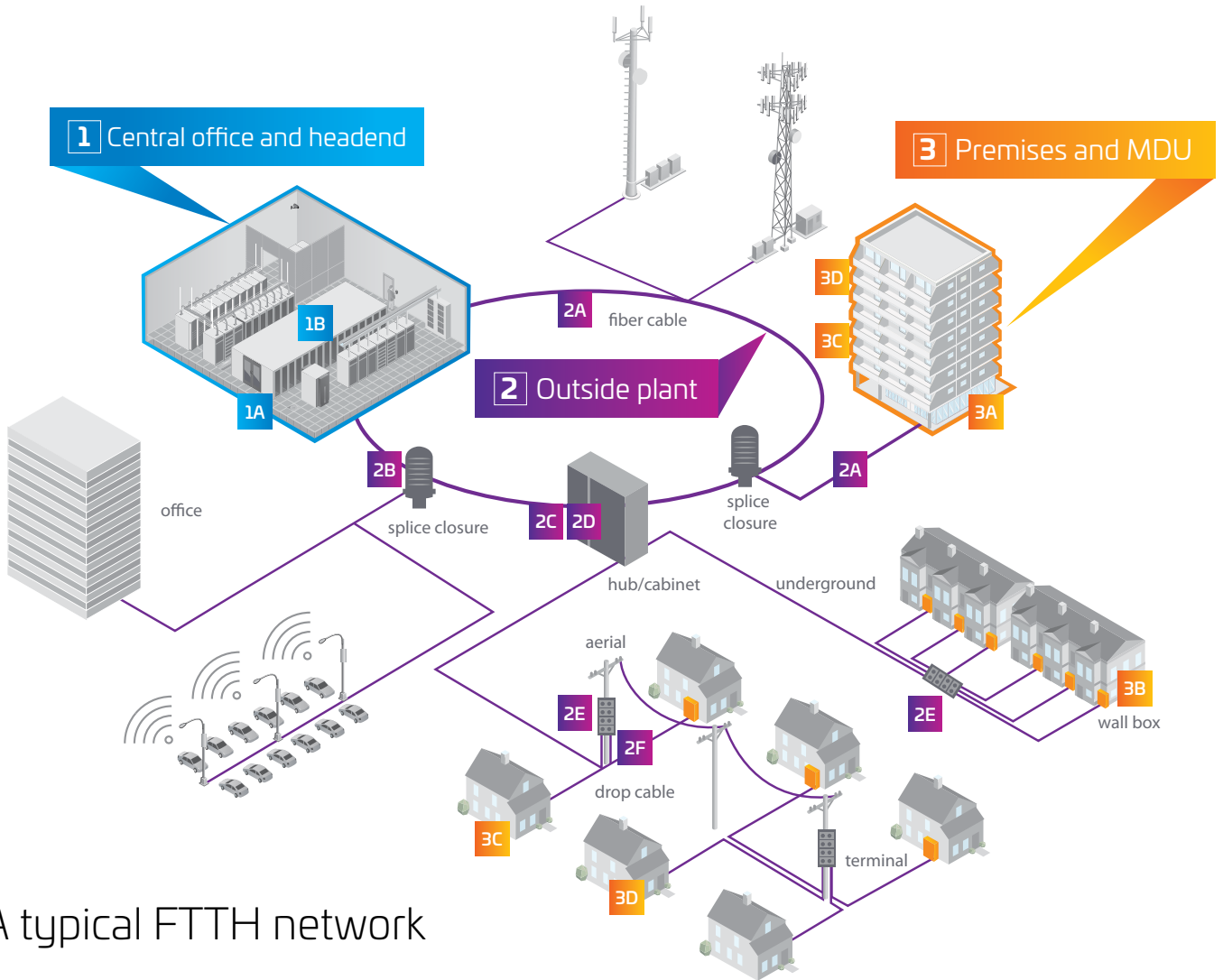


## 2 Fiber outside plant



## 3 Premises and multidwelling units





A typical FTTH network



# How to Use This Solutions Guide

This guide provides an overview of CommScope's comprehensive end-to-end product portfolio, covering solutions from the central office (CO) or headend all the way to the customer premises.

- **Part Numbers & Catalog Numbers:** The listed numbers represent the most common product configurations. For additional options, please consult the individual product specification sheets.
- **Product Identification:** Products in this guide are marked with either a BABA logo or an Industry Standard logo:



- **BEAD/BABA Compliant:** Suitable for BEAD deployments.



- **Industry Standard:** Appropriate for all non-BEAD deployments.

**Quick Links:** This guide offers several convenient links to help you quickly navigate to different sections. Clicking a product title will take you directly to CommScope's website, where you can find more details about that item.

# What is the Build America, Buy America Act?



The Build America, Buy America Act (BABA) is a key provision of the Infrastructure Investment and Jobs Act of 2021 (Public Law 117-58, §§ 70901-70953). It mandates that all iron, steel, manufactured products, and construction materials used in federally funded infrastructure projects must be produced in the United States. This legislation aims to strengthen domestic manufacturing, support American jobs, and promote long-term economic growth by prioritizing U.S.-made materials in public infrastructure investments.

## Key Takeaways

- **BABA Overview:** The Build America, Buy America Act (BABA) mandates the use of U.S.-made materials in federally funded infrastructure projects to boost domestic manufacturing and jobs.
- **CommScope's Compliance:** CommScope offers a broad portfolio of BABA-compliant products, including FTTH solutions and coaxial cables, supporting U.S. broadband expansion.
- **Support for BEAD and Rural Access:** CommScope's solutions align with federal programs like BEAD, helping extend broadband to rural and underserved communities.
- **Waiver Flexibility:** Some CommScope products may qualify for waivers based on availability, cost, or public interest, depending on the funding program.
- **Strategic Manufacturing Expansion:** CommScope has scaled its U.S. manufacturing to meet BABA requirements, reinforcing its commitment to American infrastructure growth.

## CommScope's Role in BABA Compliance

CommScope supports the goals of BABA by offering a wide range of products that meet the act's requirements. These include fiber-to-the-home (FTTH) solutions, coaxial cables, and connectivity components that are either fully compliant with BABA or covered under waivers approved by the U.S. Department of Commerce. CommScope has expanded its U.S. manufacturing capabilities to meet the scale and scope of federally funded broadband initiatives, helping service providers deploy high-performance networks across the country.

## Application in Federally Funded Broadband Projects

CommScope's BABA-compliant products are particularly relevant for projects funded through programs like the Broadband Equity, Access, and Deployment (BEAD) initiative. These products are designed to support broadband expansion in rural and underserved communities, aligning with the federal goal of achieving universal internet access. The company's solutions span central office infrastructure, outside plant (OSP) systems, and customer premises equipment, offering a comprehensive approach to network deployment.

## Waivers and Compliance Considerations

While many CommScope products are fully BABA-compliant, some may be subject to waivers depending on the specific funding program and project requirements. These waivers are granted by the Secretary of Commerce or a designated authority and are typically based on factors such as availability, cost, or public interest. It is important for project stakeholders to review the applicable laws and regulations for their specific funding source to determine compliance obligations.

## Conclusion

The Build America, Buy America Act represents a significant shift in federal infrastructure policy, emphasizing domestic sourcing and manufacturing. CommScope plays an active role in supporting this initiative by providing compliant solutions and expanding its U.S. production capabilities. For organizations involved in federally funded broadband projects, understanding and aligning with BABA requirements is essential to project eligibility and success.

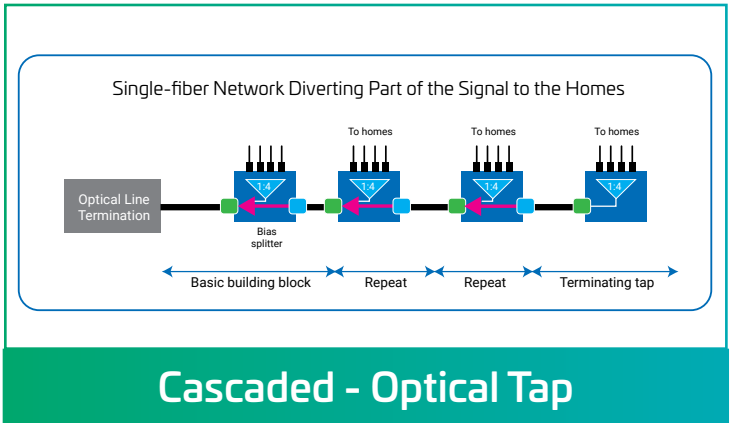
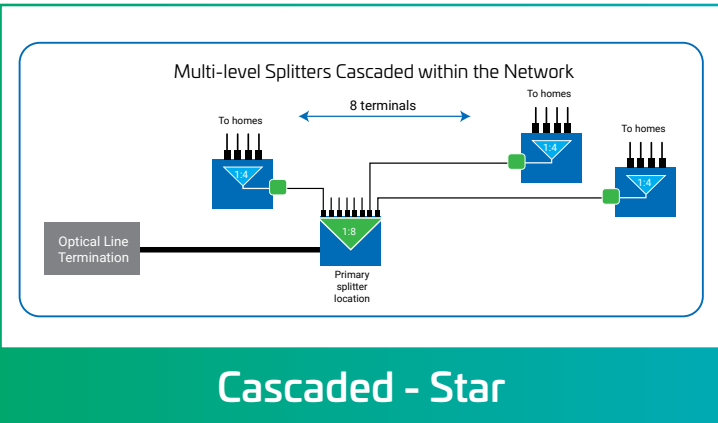
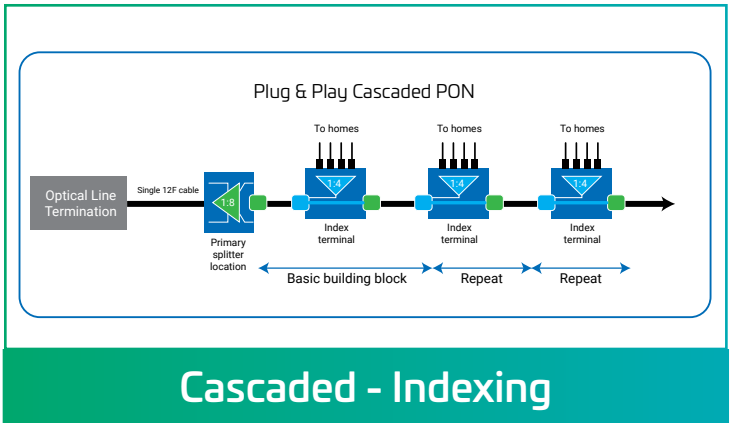
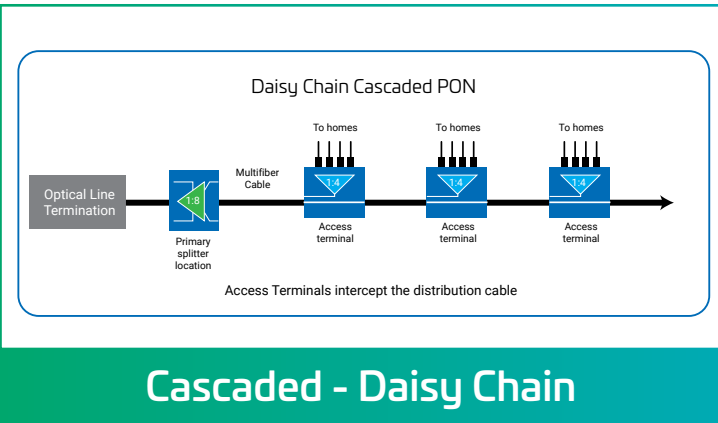
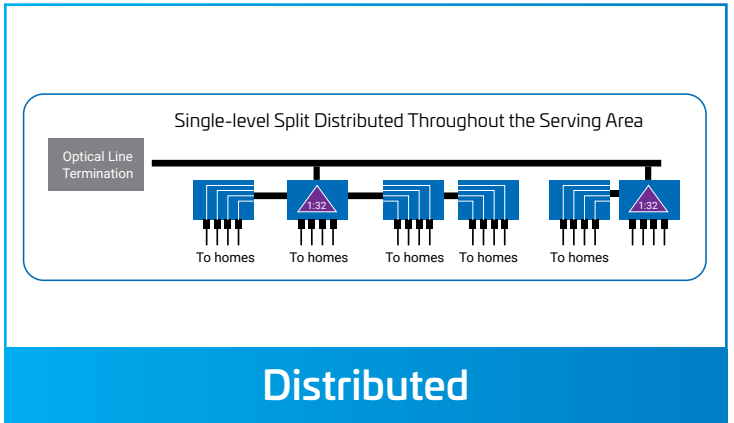
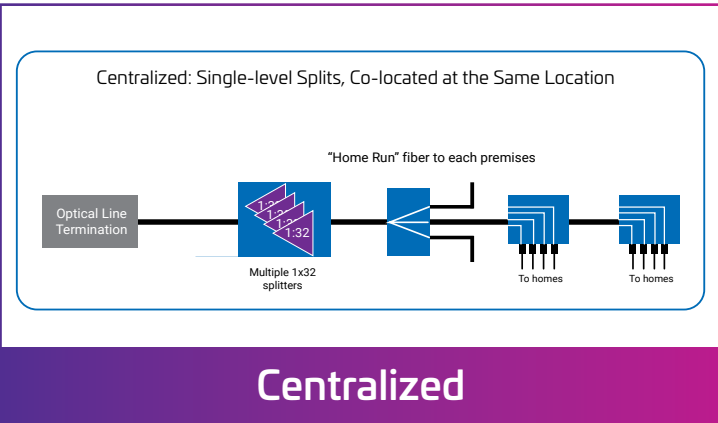
## Related CommScope Links

[Broadband for Everyone™](#)

[CommScope BABA-Compliant Products](#)

# Your network architecture is one of your most important decisions

Choosing the right network architecture is essential, not only for financial considerations but also for long-term scalability. This township to rural network comparison guide allows you to explore various network topology options, receive product recommendations, and get comparative cost-of-deployment modeling based on your specific network type. The ultimate objective is to construct cost-efficient, future-proof networks.





## 1 Central office and headend


The central office and headend is at the forefront of subscriber activation, operations and network integrity.

Today's data-intensive services are bringing the need for ever increasing network speeds and bandwidth capacity in the central office (CO), headend (HE) and data center environment. This is creating the need for more connections between active equipment, and more fiber is being brought in to serve those connections.


For service providers, these higher fiber counts and fiber densities can create challenges at the optical distribution frame, particularly where it comes to ease of access and identification of fibers and connectors. CommScope CO/HE products provide much needed solutions to these challenges.

## 1A Fiber entrance cabinet (FEC)

The fiber entrance cabinet (FEC) provides splicing, administration and storage for outside plant and intra-facility cables (IFC). The cabinets are designed for deployment in a building equipment area. The FEC offers a cost-effective, space-saving alternative to splicing on the fiber frame.



FEC solutions					Dimensions	Mounting
Catalog Numbers	# of splice drawers	Splice capacity			Dimensions (W x D x H)	Mounting option
		Stranded 2 x 48	Ribbon (flat or RR) 288	Rollable ribbon 432		
FEC-6	6	576	1728	2592	32"x13"x20"	Wall mount
FEC-12	12	1152	3456	5184	32"x13"x28"	Wall mount
FEC-18-RM	18	1728	5184	7776	26"x15"x36"	Rack mount
FEC-XL-RM	18	1728	5184	7776	26"x20"x36"	Rack mount
FEC-24	24	2304	6912	10368	32"x13"x45"	Wall mount
FEC-36	36	3456	10368	15552	32"x13"x62"	Wall mount



OSP-CLPFEC-LG


### Cable clamping and breakout kits

Catalog numbers	Description	Quantity
	IFC/OSP cable clamp kit for wall mount configurations. Secure three cables to a single cable entry point on the cabinet. Clamp kits can be separated and used as single clamps.	
OSP-CLPFEC-LG	Cables with a maximum diameter of 10 mm (0.4") to 30 mm (1.2")	3
OSP-CLPFEC	Cables with a maximum diameter of 5 mm (0.2") to 18 mm (0.7")	3
	Individual IFC/OSP cable clamp for wall mount configurations. Secure one cable to a single cable entry point on the cabinet.	
OSP-CLPSST	Cables with a maximum diameter of 5 mm (0.2") to 18 mm (0.7")	1
	Individual IFC/OSP cable clamp for rack or wall mount configurations. Secure one cable to a single cable entry point on the cabinet.	
FEC-ACCCLMP01	Cables with a maximum diameter of 10 mm (0.4") to 30 mm (1.2")	1
	Individual soft IFC only cable clamp for wall mount configurations. Secure one cable to a single cable entry point on the cabinet.	
OSP-CLPSST-IFCL	Cables with a maximum diameter of 20 mm (0.8") to 28 mm (1.1")	1
OSP-CLPSST-IFCS	Cables with a maximum diameter of 5 mm (0.2") to 18 mm (0.7")	1
	Secure one cable to a single cable entry point on the cabinet (kit of 6).	
OSP-CLPFEC-XL	Cables with a maximum diameter of 32 mm (1.25") to 38 mm (1.5")	6
OSP-CLPFEC-XL-1	Cables with a maximum diameter of 32 mm (1.25") to 38 mm (1.5")	1



## Splice tray


Catalog Numbers	Description	Max fibers spliced per tray	Max trays per drawer	Splice sleeve protector	Dimensions
FST-HS	Heat shrink fusion (single fiber fusion)	12	3	FST-ACC001	0.3" x 11.75" x 5" (9 mm x 299 mm x 127 mm)
FST-D-HS		24	2		0.5" x 11.75" x 5" (14 mm x 299 mm x 127 mm)
FST-HS-48		48	2		0.5" x 11.75" x 5" (14 mm x 299 mm x 127 mm)
FST-MT	Mass fusion ribbon	72	3	FST-ACC006	0.3" x 11.75" x 5" (9 mm x 299 mm x 127 mm)
FST-D-MT		144	2		0.5" x 11.75" x 5" (14 mm x 299 mm x 127 mm)
FST-XD-MT		288	1	757849-000 SMOUV-1120-R2/12-02	0.95" x 11.75" x 5" (24.13 mm x 299 mm x 127 mm)
FST-HD-RR	Rollable ribbon mass fusion	432	1		0.95" x 11.75" x 5" (24.13 mm x 299 mm x 127 mm)



FST-HS

## 1B CommScope XPND™ fiber platform

The CommScope XPND platform consists of panels, cassettes, modules and cables that work together to support virtually any configuration and application. The panels, cassettes and modules are shipped separately, giving you the freedom to customize and grow quickly and easily. Mix and match cassettes and modules as needed or preserve room for future growth. Minimize SKUs and inventory costs and maximize your network's potential. The CommScope XPND platform continues to evolve, delivering more value year after year.



Catalog Numbers	Description (Rack or cabinet mount panel, putty white)	Dimensions (HxWxD) in inches	Weight (lbs)
<b>Industry-standard products</b>			
XP-RM1U-4C	1 RU empty panel, putty white; accommodates four cassettes and modules	1.75 x 19 x 12	5.70
XP-RM1.5U-6C	1.5 RU empty panel, putty white; accommodates six cassettes and modules	2.62 x 19 x 12	6.65
XP-RM3U-12C	3 RU empty panel, putty white; accommodates 12 cassettes and modules	5.25 x 19 x 12	9.25



Singlemode patch/splice cassettes		
<b>Industry-standard products</b>		
Catalog Numbers	Stranded pigtails	Ports
XP-PS7-S	SC ultra polish (UPC) blue adapters	12 adapters (12 fiber ports) per cassette
XP-PSL-S	SC angle polish (APC) green adapters	12 adapters (12 fiber ports) per cassette
XP-PS8-S	LC ultra polish (UPC) blue adapters	12 duplex adapters (24 fiber ports) per cassette
XP-PSM-S	LC angle polish (APC) green adapters	12 duplex adapters (24 fiber ports) per cassette
Catalog Numbers	Ribbon Pigtails	Ports
XP-PS7-R	SC ultra polish (UPC) blue adapters	12 adapters (12 fiber ports) per cassette
XP-PSL-R	SC angle polish (APC) green adapters	12 adapters (12 fiber ports) per cassette
XP-PS8-R	LC ultra polish (UPC) blue adapters	12 duplex adapters (24 fiber ports) per cassette
XP-PSM-R	LC angle polish (APC) green adapters	12 duplex adapters (24 fiber ports) per cassette



Fiber pass-through adapter packs		
<b>Industry-standard products</b>		
Catalog Numbers	Description	Ports
XP-PS7	SC ultra polish (UPC) blue adapters	12 adapters (12 fiber ports)
XP-PSL	SC angle polish (APC) green adapters	12 adapters (12 fiber ports)
XP-PS8	LC ultra polish (UPC) blue adapters	12 duplex adapters (24 fiber ports)
XP-PSM	LC angle polish (APC) green adapters	12 duplex adapters (24 fiber ports)





## 2 Fiber outside plant

Service providers are expanding fiber networks to power faster broadband for homes, businesses and wireless applications.

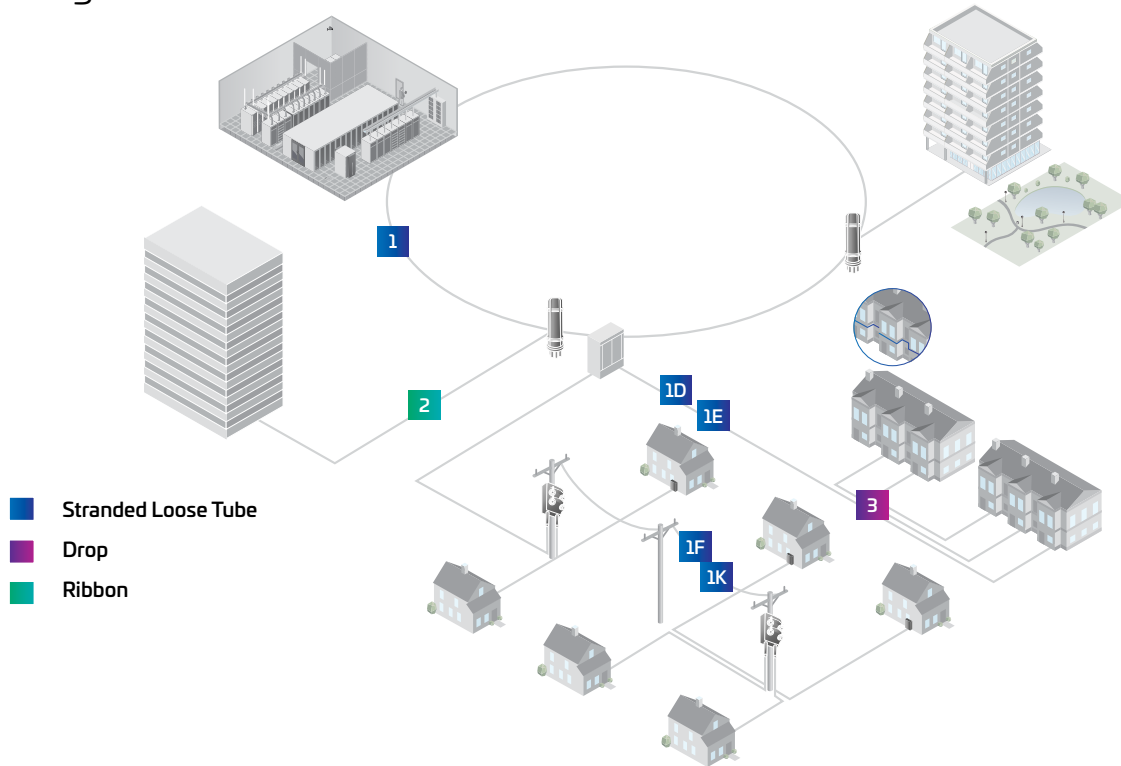
The Outside Plant (OSP) provides critical fiber optic connectivity between the service provider's point of presence (PoP) and subscribers. With a wide range of deployment types, environments, and network architectures to consider, versatility is essential when selecting products for FTTH projects. Enhancing broadband connectivity is key to bridging the digital divide.

CommScope brings decades of proven experience in designing and delivering high-performance OSP solutions that meet the evolving needs of service providers worldwide. Backed by industry-leading technical support and a commitment to quality, CommScope's comprehensive portfolio helps future-proof broadband networks with reliable, scalable fiber connectivity. And, as a leading U.S. manufacturer of broadband connectivity technologies and fiber optic solutions, CommScope is ready to help deliver the quality BABA-compliant solutions you need to expand broadband connectivity into unserved and underserved markets and significantly improve digital equity throughout the U.S.

From fiber optic cables and splice closures that support underground, aerial, and conduit deployment, to fiber access terminals and drop cables tailored for diverse topologies and conditions, CommScope's solutions are engineered for flexibility and durability. Our fiber cabinets and hubs support both rural and urban deployments, accommodating passive technologies with ease.

Every product in CommScope's OSP portfolio is designed to simplify installation, testing, reconfiguration, and service activation—reducing complexity and accelerating time-to-market. With trusted performance and expert support, CommScope empowers service providers to deploy fiber networks that enhance broadband connectivity and help close the digital divide.

# A cabling overview for North America



- Stranded Loose Tube
- Drop
- Ribbon

## 1: Stranded Loose Tube

<b>1A</b>  D-LA: armored	<b>1C</b>  D-LN: non-armored	<b>1D</b>  B-LN: blown microduct	<b>1E</b>  B-LN-200: blown microduct
<b>1F</b>  D-LN/AJ: non-armored, alternative jacket	<b>1G</b>  D-HA: 12F HeliARC	<b>1I</b>  D-HA: 24F HeliARC	

## 2: Ribbon

<b>2A</b>  D-CA-RB: dry central tube armored	<b>2B</b>  D-CN-RB: dry central tube non-armored
--	--

## 3: Drop

<b>3A</b>  O-DF: flat drop	<b>3B</b>  O-DF/AWG: flat drop, toneable	<b>3C</b>  USD: 900 micron flat drop	<b>3D</b>  USD: 900 micron flat drop, toneable
<b>3E</b>  O-DA: armored	<b>3F</b>  M-MN/109: messenger	<b>3G</b>  R-DN: indoor/outdoor	<b>3H</b>  M-DN/GSM: messenger
<b>3I</b>  O-DF: mini flat drop	<b>3J</b>  O-DF/AWG: mini flat drop toneable		

\*The following pages represent common fiber counts. For more information contact your CommScope Account Manager.

## Different Fiber Types


CommScope supports several fiber types depending on the specific application. The list below includes popular single mode fibers along with the suggested application.

CommScope Designation	Fiber Grade	SM - MFD @1310nm	Advantages	Suggested Application
8W	G.652.D / G.657.A1	9.2+/- 0.4µm	Most widely used fiber globally, designed to have zero dispersion, operates at 1310nm and 1550nm. Cladding diameter 125.0 ± 0.7 µm	Trunk/Feeder
8F	G.657.A1	8.6µm +/- 0.4µm	Offers optimised bend properties and suited for the LAN networks Cladding diameter 125.0 ± 0.7 µm	Trunk/Feeder
8G	G.657.A2	8.6µm +/- 0.4µm	Higher bend resistance for smaller jointing pits and utilized in advanced cable network installations, Compatible with G.652.D. Cladding diameter 125.0 ± 0.7 µm	Trunk/Feeder/Drop/Dist



### Stranded Loose Tube Cable Specifications


Cable	Fiber Count	MID	Catalog Number	OD	Cable Construction
<b>BABA/BEAD-compliant</b>					
D-LA	12	8107297/BABA	D-012-LA-8W-F12NS /BABA	11.5 mm/ 0.453 in	05@1
D-LA	24	8107298/BABA	D-024-LA-8W-F12NS /BABA	11.5 mm/ 0.453 in	05@1
D-LA	48	8107300/BABA	D-048-LA-8W-F12NS /BABA	11.5 mm/ 0.453 in	05@1
D-LA	96	8107303/BABA	D-096-LA-8W-F12NS /BABA	13.4 mm/ 0.528 in	08@1
D-LA	144	8107305/BABA	D-144-LA-8W-F12NS /BABA	17.1 mm/ 0.673 in	12@1
D-LA	288	8107307/BABA	D-288-LA-8W-F12NS /BABA	19.6 mm/ 0.772 in	15@9



**D-LA:** armored




Cable	Fiber Count	MID	Catalog Number	OD	Cable Construction
<b>BABA/BEAD-compliant</b>					
D-HA	12	810010190/BABA	D-012-HA-8W-F12NS/LTS/ BABA	7.7 mm   0.303 in	HeliARC®
D-HA	24	810010332/BABA	D-024-HA-8W-F12NS/LTS/ BABA	9 mm   0.354 in	HeliARC®



**D-HA:** 12F HeliARC®



Cable	Fiber Count	MID	Catalog Number	OD	Cable Construction
<b>BABA/BEAD-compliant</b>					
D-LN	12	8107357/BABA	D-012-LN-8W-F12NS /BABA	10.2 mm/ 0.40 in	05@1
D-LN	24	8107358/BABA	D-024-LN-8W-F12NS /BABA	10.2 mm/ 0.40 in	05@1
D-LN	48	8107360/BABA	D-048-LN-8W-F12NS /BABA	10.2 mm/ 0.40 in	05@1
D-LN	96	8107363/BABA	D-096-LN-8W-F12NS/BABA	12.0 mm/ 0.47 in	08@1
D-LN	144	8107365/BABA	D-144-LN-8W-F12NS/BABA	15.7 mm/ 0.62 in	12@1
D-LN	288	8107367/BABA	D-288-LN-8W-F12NS/BABA	18.2 mm/ 0.72 in	15@9




**D-LN:** non-armored

## 2A Stranded Loose Tube Cables



### Stranded Loose Tube Cable Specifications


Cable	Fiber Count	MID	Catalog Number	OD	Cable Construction
<b>BABA/BEAD-compliant</b>					
B-LN	12	810009640/BABA	B-012-LN-8W-F12NS/15G/BABA	5.1 mm / 0.201 in	05@1
B-LN	24	810009641/BABA	B-024-LN-8W-F12NS/15G/BABA	5.1 mm / 0.201 in	05@1
B-LN	48	810009643/BABA	B-048-LN-8W-F12NS/15G /BABA	5.1 mm / 0.201 in	05@1
B-LN	96	810009646/BABA	B-096-LN-8W-F12NS/15G/BABA	6.5 mm / 0.256 in	08@1
B-LN	144	810009647/BABA	B-144-LN-8W-F12NS/15G/BABA	8.4 mm / 0.331 in	12@1



**B-LN:** blown microduct



Cable	Fiber Count	MID	Catalog Number	OD	Cable Construction
<b>BABA/BEAD-compliant</b> (200 micron optical fiber utilized in construction of this fiber cable)					
B-LN-200	288	810009731/BABA	B-288-LN-8W-F24NS/17G/200/BABA	9.5 mm / 0.374 in	12@1




**B-LN-200:** blown microduct



**Stranded Loose Tube Cable Specifications**


Cable	Fiber Count	MID	Catalog Number	OD	Cable Construction
<b>Industry-standard products</b>					
D-LA	12	8107297/DB	D-012-LA-8W-F12NS	11.5 mm/ 0.453 in	05@1
D-LA	24	8107298/DB	D-024-LA-8W-F12NS	11.5 mm/ 0.453 in	05@1
D-LA	48	8107300/DB	D-048-LA-8W-F12NS	11.5 mm/ 0.453 in	05@1
D-LA	96	8107303/DB	D-096-LA-8W-F12NS	13.4 mm/ 0.528 in	08@1
D-LA	144	8107305/DB	D-144-LA-8W-F12NS	17.1 mm/ 0.673 in	12@1
D-LA	288	8107307/DB	D-288-LA-8W-F12NS	19.6 mm/ 0.772 in	15@9



**D-LA:** armored




Cable	Fiber Count	MID	Catalog Number	OD	Cable Construction
<b>Industry-standard products</b>					
D-HA	12	810010190/DB	D-012-HA-8W-F12NS/LTS	7.7 mm   0.303 in	HeliARC®
D-HA	24	810010332/DB	D-024-HA-8W-F12NS/LTS	9 mm   0.354 in	HeliARC®



**D-HA:** 12F HeliARC®




Cable	Fiber Count	MID	Catalog Number	OD	Cable Construction
<b>Industry-standard products</b>					
D-LA/AJ	12	810008867/DB	D-012-LA-8W-F123G/AJ	11.26 mm / 0.443 in	06@1
D-LA/AJ	24	810008868/DB	D-024-LA-8W-F123G/AJ	11.26 mm / 0.443 in	06@1
D-LA/AJ	48	810008869/DB	D-048-LA-8W-F123G/AJ	11.26 mm / 0.443 in	06@1
D-LA/AJ	96	810008872/DB	D-096-LA-8W-F123G/AJ	12.72 mm / 0.501 in	08@1
D-LA/AJ	144	810008874/DB	D-144-LA-8W-F123G/AJ	16.3 mm / 0.64 in	12@1
D-LA/AJ	288	810008876/DB	D-288-LA-8W-F123G/AJ	19.1 mm / 0.75 in	15@9



**D-LA/AJ:** armored gel-filled tubes



Cable	Fiber Count	MID	Catalog Number	OD	Cable Construction
<b>Industry-standard products</b>					
D-LN	12	8107357/DB	D-012-LN-8W-F12NS	10.2 mm/ 0.40 in	05@1
D-LN	24	8107358/DB	D-024-LN-8W-F12NS	10.2 mm/ 0.40 in	05@1
D-LN	48	8107360/DB	D-048-LN-8W-F12NS	10.2 mm/ 0.40 in	05@1
D-LN	96	8107363/DB	D-096-LN-8W-F12NS	12.0 mm/ 0.47 in	08@1
D-LN	144	8107365/DB	D-144-LN-8W-F12NS	15.7 mm/ 0.62 in	12@1
D-LN	288	8107367/DB	D-288-LN-8W-F12NS	18.2 mm/ 0.72 in	15@9




**D-LN:** non-armored

## 2A Stranded Loose Tube Cables



Cable	Fiber Count	MID	Catalog Number	OD	Cable Construction
<b>Industry-standard products</b>					
B-LN	12	810009640/DB	B-012-LN-8W-F12NS/15G	5.1 mm / 0.201 in	05@1
B-LN	24	810009641/DB	B-024-LN-8W-F12NS/15G	5.1 mm / 0.201 in	05@1
B-LN	48	810009643/DB	B-048-LN-8W-F12NS/15G	5.1 mm / 0.201 in	05@1
B-LN	96	810009646/DB	B-096-LN-8W-F12NS/15G	6.5 mm / 0.256 in	08@1
B-LN	144	810009647/DB	B-144-LN-8W-F12NS/15G	8.4 mm / 0.331 in	12@1




**B-LN:** blown microduct

### Stranded Loose Tube Cable Specifications




Cable	Fiber Count	MID	Catalog Number	OD	Cable Construction
<b>Industry-standard products</b> (200 micron optical fiber utilized in construction of this fiber cable)					
B-LN-200	288	810009731/DB	B-288-LN-8W-F24NS/17T 200	9.5 mm / 0.374 in	12@1



**B-LN-200:** blown microduct




Cable	Fiber Count	MID	Catalog Number	OD	Cable Construction
<b>Industry-standard products</b>					
D-LN/AJ	12	810008857/DB	D-012-LN-8W-F123G/AJ	10.2 mm / 0.40 in	05@1
D-LN/AJ	24	810008858/DB	D-024-LN-8W-F123G/AJ	10.2 mm / 0.40 in	05@1
D-LN/AJ	48	810008859/DB	D-048-LN-8W-F123G/AJ	10.2 mm / 0.40 in	05@1
D-LN/AJ	96	810008862/DB	D-096-LN-8W-F123G/AJ	12.0 mm / 0.47 in	08@1
D-LN/AJ	144	810008864/DB	D-144-LN-8W-F123G/AJ	15.7 mm / 0.62 in	12@1
D-LN/AJ	288	810008866/DB	D-288-LN-8W-F123G/AJ	18.2 mm / 0.72 in	15@9



**D-LN/AJ:** non-armored, alternative jacket



Cable	Fiber Count	MID	Catalog Number	OD	Cable Construction
<b>Industry-standard products</b>					
S-LN	12	810009737/DB	S-012-LN-8W-F12NS/25G/S	11.26 mm / 0.443 in	06@1
S-LN	24	810009738/DB	S-024-LN-8W-F12NS/25G/S	11.26 mm / 0.443 in	06@1
S-LN	48	810009740/DB	S-048-LN-8W-F12NS/25G/S	11.26 mm / 0.443 in	06@1
S-LN	96	810009720/DB	S-096-LN-8W-F12NS/25G/S	12.72 mm / 0.501 in	08@1
S-LN	144	810009721/DB	S-144-LN-8W-F12NS/25G/S	16.3 mm / 0.64 in	12@1
S-LN	288	810009723/DB	S-288-LN-8W-F12NS/25G/S	19.1 mm / 0.75 in	15@9



**S-LN:** ADSS



### Ribbon Cable Specifications


Cable	Fiber Count	MID	Catalog Number	OD
<b>Industry-standard products</b>				
D-CA-RB	96	760213827	D-096-CA-RB-F12NS/8W/99A	15.5 mm / 0.61 in
D-CA-RB	144	760213835	D-144-CA-RB-F12NS/8W/99A	15.5 mm / 0.61 in
D-CA-RB	288	760213868	D-288-CA-RB-F24NS/8W/99A	21.3 mm / 0.84 in
D-CA-RB	432	760213884	D-432-CA-RB-F24NS/8W/99A	21.3 mm / 0.84 in
D-CA-RB	864	760240990	D-864-CA-RB-F24NS/8W/99A	26.7 mm / 1.05 in



**D-CA-RB:** dry central tube armored



Cable	Fiber Count	MID	Catalog Number	OD
<b>Industry-standard products</b>				
D-CN-RB	96	760213496	D-096-CN-RB-F12NS/8W/99A	13.9 mm   0.547 in
D-CN-RB	144	760213504	D-144-CN-RB-F12NS/8W/99A	13.9 mm   0.547 in
D-CN-RB	288	760213538	D-288-CN-RB-F24NS/8W/99A	19.8 mm   0.78 in
D-CN-RB	432	760213553	D-432-CN-RB-F24NS/8W/99A	19.8 mm   0.78 in
D-CN-RB	864	760240987	D-864-CN-RB-F24NS/8W/99A	25.1 mm   0.988 in



**D-CN-RB:** dry central tube non-armored

## Webtrak<sup>®</sup> and cTrak<sup>®</sup>

We stand by our performance and provide certified fiber cable test results. Each fiber reel is tested before leaving a CommScope factory. You can view fiber performance test results online with our WebTrak tool. Enter the serial number printed on the cable jacket along with the footage/meter reference to access the data. The WebTrak<sup>®</sup> tool is available online or cTrak<sup>®</sup> as a mobile app.

Additionally, you can receive credits toward future cable purchases through our CommScope reel recycling program. In North America, we'll pick up and recycle your used cable reels for FREE.



Serial Number

Footage Count

[Go to cTrak<sup>®</sup>](#)


[Go to WebTrak<sup>®</sup>](#)

[Additional resources](#)



### Drop Cable Specifications


Cable	Fiber Count	MID	Catalog Number	OD	Cable Construction
<b>BABA/BEAD-compliant</b>					
O-DF	1	8107933/BABA	O-001-DF-8W-F01NS/BABA	7.9 mm / 0.311 in	Central tube
O-DF	2	8107934/BABA	O-002-DF-8W-F02NS/BABA	8 mm / 0.315 in	Central tube
O-DF	4	8107935/BABA	O-004-DF-8W-F04NS/BABA	8 mm / 0.315 in	Central tube
O-DF	6	8107936/BABA	O-006-DF-8W-F06NS/BABA	8 mm / 0.315 in	Central tube
O-DF	12	8107929/BABA	O-012-DF-8W-F12NS/BABA	8 mm / 0.315 in	Central tube
O-DF	24	810009322/BABA	O-024-DF-8W-F24NS/30G/BABA	8 mm / 0.315 in	Central tube



**O-DF:** flat drop




Cable	Fiber Count	MID	Catalog Number	OD	Cable Construction
<b>BABA/BEAD-compliant</b>					
O-DF/AWG	1	8108197/BABA	O-001-DF-HY-F01NS/8W001/1x24AWG/BABA	9.906 mm / 0.39 in	Central tube
O-DF/AWG	2	8108198/BABA	O-002-DF-HY-F02NS/8W002/1x24AWG/BABA	9.906 mm / 0.39 in	Central tube
O-DF/AWG	4	8108199/BABA	O-004-DF-HY-F04NS/8W004/1x24AWG/BABA	9.906 mm / 0.39 in	Central tube
O-DF/AWG	6	8108200/BABA	O-006-DF-HY-F06NS/8W006/1x24AWG/BABA	9.906 mm / 0.39 in	Central tube
O-DF/AWG	12	8108202/BABA	O-012-DF-HY-F12NS/8W012/1x24AWG/BABA	9.906 mm / 0.39 in	Central tube
O-DF/AWG	24	810009343/BABA	O-024-DF-HY-F24NS/8W024/1x24AWG/BABA	9.906 mm / 0.39 in	Central tube



**O-DF/AWG:** flat drop, toneable



Cable	Fiber Count	MID	Catalog Number	OD	Cable Construction
<b>BABA/BEAD-compliant</b>					
USD	1	810009308/BABA	O-001-DF-8G-F01NS/SP29/BABA	8 mm / 0.315 in	Central tube
USD	2	810009421/BABA	O-002-DF-8G-F02NS/IC29/BABA	8 mm / 0.315 in	Central tube




**USD:** 900 micron flat drop



### Drop Cable Specifications


Cable	Fiber Count	MID	Catalog Number	OD	Cable Construction
<b>BABA/BEAD-compliant</b>					
USD	1	810009309/BABA	O-001-DF-HYF01NS/8G001/1X24AWG/SP29/BABA	9.906 mm/ 0.39 in	Central tube
USD	2	810009422/BABA	O-002-DF-HYF02NS/8G002/1X24AWG/SP30/BABA	9.906 mm/ 0.39 in	Central tube



**USD:** 900 micron flat drop, toneble



Cable	Fiber Count	MID	Catalog Number	OD	Cable Construction
<b>BABA/BEAD-compliant</b>					
O-DF	1	810010437/BABA	O-001-DF-8G-F01NS/TB/BABA	5.6 mm   0.220 in	Central tube mini flat
O-DF	1	10010439/BABA	O-001-DF-HY-F01NS/TB/8G001/1X24AWG/BABA	7.6 mm   0.299 in	Central tube mini flat




**O-DF:** mini flat drop

### Drop Cable Specifications




Cable	Fiber Count	MID	Catalog Number	OD	Cable Construction
<b>Industry-standard products</b>					
O-DF	1	8107933/DB	O-001-DF-8W-F01NS	7.9 mm / 0.311 in	Central tube
O-DF	2	8107934/DB	O-002-DF-8W-F02NS	8 mm / 0.315 in	Central tube
O-DF	4	8107935/DB	O-004-DF-8W-F04NS	8 mm / 0.315 in	Central tube
O-DF	6	8107936/DB	O-006-DF-8W-F06NS	8 mm / 0.315 in	Central tube
O-DF	12	8107929/DB	O-012-DF-8W-F12NS	8 mm / 0.315 in	Central tube
O-DF	24	810009322/DB	O-024-DF-8W-F24NS/30T	8 mm / 0.315 in	Central tube



**O-DF:** flat drop




Cable	Fiber Count	MID	Catalog Number	OD	Cable Construction
<b>Industry-standard products</b>					
O-DF/AWG	1	8108197/DB	O-001-DF-HY-F01NS/8W001/1X24AWG	9.906 mm / 0.39 in	Central tube
O-DF/AWG	2	8108198/DB	O-002-DF-HY-F02NS/8W002/1X24AWG	9.906 mm / 0.39 in	Central tube
O-DF/AWG	4	8108199/DB	O-004-DF-HY-F04NS/8W004/1X24AWG	9.906 mm / 0.39 in	Central tube
O-DF/AWG	6	8108200/DB	O-006-DF-HY-F06NS/8W006/1X24AWG	9.906 mm / 0.39 in	Central tube
O-DF/AWG	12	8108202/DB	O-012-DF-HY-F12NS/8W012/1X24AWG	9.906 mm / 0.39 in	Central tube
O-DF/AWG	24	810009343/DB	O-024-DF-HY-F24NS/30T/8W024/1X24AWG	9.906 mm / 0.39 in	Central tube



**O-DF/AWG:** flat drop, toneable



Cable	Fiber Count	MID	Catalog Number	OD	Cable Construction
<b>Industry-standard products</b>					
USD	1	810009308/DB	O-001-DF-8G-F01NS/SP29	8 mm / 0.315 in	Central tube
USD	2	810009421/DB	O-002-DF-8G-F02NS/IC29	8 mm / 0.315 in	Central tube




**USD:** 900 micron flat drop



Drop Cable Specifications


Cable	Fiber Count	MID	Catalog Number	OD	Cable Construction
<b>Industry-standard products</b>					
USD	1	810009309/DB	O-001-DF-HY-F01NS/8G001/1X24AWG/SP29	9.906 mm / 0.39 in	Central tube
USD	2	810009422/DB	O-002-DF-HY-F02NS/8G002/1X24AWG/IC29	9.906 mm / 0.39 in	Central tube



**USD:** 900 micron flat drop, toneble




Cable	Fiber Count	MID	Catalog Number	OD	Cable Construction
<b>Industry-standard products</b>					
O-DA	2	8107862/DB	O-002-DA-8W-F02NS/BP	8 mm / 0.315 in	Central tube
O-DA	4	8107863/DB	O-004-DA-8W-F04NS/BP	8 mm / 0.315 in	Central tube
O-DA	6	8107920/DB	O-006-DA-8W-F06NS/BP	8 mm / 0.315 in	Central tube
O-DA	12	8107930/DB	O-012-DA-8W-F12NS/BP	8 mm / 0.315 in	Central tube



**O-DA:** armored




Cable	Fiber Count	MID	Catalog Number	OD	Cable Construction
<b>Industry-standard products</b>					
R-DN	1	810009131/DB	R-001-DN-8G-F01BK/SP18	4.25 mm / 0.167 in	Central tube



**R-DN:** indoor/outdoor



Cable	Fiber Count	MID	Catalog Number	OD	Cable Construction
<b>Industry-standard products</b>					
O-DF	1	810010437/DB	O-001-DF-8G-F01NS/TB	5.6 mm   0.220 in	Central tube mini flat
O-DF	1	810010439/DB	O-001-DF-HY-F01NS/TB/8G001/1X24AWG	7.6 mm   0.299 in	Central tube mini flat



**O-DF:** mini flat drop



MID	Catalog Number	Cable Diameter	Weight with Cable in Box	Cable Length	Color	Quantity
<b>BABA/BEAD-compliant</b>						
<b>4.9mm Fiber Drop Cable in a Box</b>						
810009230/BABA	R-001-DN-8G1-F49IV/SP29/RNB/BABA	4.9mm	20 lbs	1000 ft.	Ivory	27 boxes / 27K ft.
810009267/BABA	R-001-DN-8G1-F49BK/SP29/RNB/BABA	4.9mm	20 lbs	1000 ft.	Black	27 boxes / 27K ft.
810009268/BABA	R-001-DN-8G1-F49WH/SP29/RNB/BABA	4.9mm	20 lbs	1000 ft.	White	27 boxes / 27K ft.



MID	Catalog Number	Cable Diameter	Weight with Cable in Box	Cable Length	Color	Quantity
<b>Industry-standard products</b>						
<b>House wrap Reel-in-Box</b>						
810009223/DB	R-001-DN-8GF01BK/SP18/RNB1	4.2mm	26 lbs	1000 ft.	Black	27 boxes / 27K ft.
810009224/DB	R-001-DN-8GF01WH/SP18/RNB1	4.2mm	26 lbs	1000 ft.	White	27 boxes / 27K ft.
<b>RealFlex 3 in a Box</b>						
900003177/DB	R-001-SP-8GF29IV/WB/RNB	2.9mm	10 lbs	1000 ft.	Ivory	27 boxes / 27K ft.
<b>4.9mm Fiber Drop Cable in a Box</b>						
810009230/DB	R-001-DN-8G1-F49IV/SP29/RNB	4.9mm	20 lbs	1000 ft.	Ivory	27 boxes / 27K ft.
810009267/DB	R-001-DN-8G1-F49BK/SP29/RNB	4.9mm	20 lbs	1000 ft.	Black	27 boxes / 27K ft.
810009268/DB	R-001-DN-8G1-F49WH/SP29/RNB	4.9mm	20 lbs	1000 ft.	White	27 boxes / 27K ft.

## 2B Fiber Closures

### FOSC 450

FOSC 450 fiber optic splice closures are a family of closures for use in all outside plant fiber splicing applications. Utilizing compressed gel cable sealing and a quick-release dome-to-base clamp for fast access to the splicing area, there are a variety of sizes to choose from. Each closure is capable of handling a range of cable styles and sizes and incorporates such features as hinging splice trays. FOSC closures are accompanied by a full line of accessories as well.



FOSC 450



MID	Catalog Number	Description
<b>BABA/BEAD-compliant</b>		
A08617-000-US	FOSC450-A4-4-NT-0-A1V-US	FOSC 450 A4 fiber optic splice closure, gel cable sealing, no pre-installed tray, 4 cable attach., one ground feedthrough lug, with test valve. BEAD/NTIA compliant
058514000-US	FOSC450-B6-6-NT-0-B3V-US	FOSC 450 B6 fiber optic splice closure, gel cable sealing, no pre-installed tray, 6 cable attach., three ground feedthrough lugs, with test valve. BEAD/NTIA compliant
J1945R-000-US	FOSC450-C6-6-NT-0-C6V-US	FOSC 450 C6 fiber optic splice closure, gel cable sealing, no pre-installed tray, 6 cable attach., six ground feedthrough lugs, with test valve. BEAD/NTIA compliant
931866-000-US	FOSC450-D6-6-NT-0-D6V-US	FOSC 450 D6 fiber optic splice closure, gel cable sealing, no pre-installed tray, 6 cable attach., six ground feedthrough lugs, with test valve. BEAD/NTIA compliant
709972-000-US	FOSC-ACC-A/B-TRAY-12-RBN-US	Size B Ribbon double height tray
429567-000-US	FOSC-ACC-A-TRAY-24-KIT-US	Size A single height tray 24 fibers
863927-000-US	FOSC-ACC-B-TRAY-24-KIT-US	Size B single height tray 24 fibers
426579-000-US	FOSC-ACC-D-TRAY-36-KIT-US	Size D single height tray 36 fibers
915167-000-US	FOSC-ACC-D-TRAY-72-KIT-US	Size D single height tray 72 fibers
061064-000-US	FOSC-ACC-D-TRAY-RIBN-24-US	Size D double height tray 288 fibers
RH0202-000-US	FOSC-ACC-C-TRAY-24-US	Size C single height tray, 24 fibers

## 2B Fiber Closures

### FOSC 450



FOSC 450



MID	Catalog Number	Description
<b>Industry-standard products</b>		
A08617-000	FOSC450-A4-4-NT-0-A1V	FOSC 450 A4 fiber optic splice closure, gel cable sealing, no pre-installed tray, 4 cable attach., one ground feedthrough lug, with test valve
058514-000	FOSC450-B6-6-NT-0-B3V	FOSC 450 B6 fiber optic splice closure, gel cable sealing, no pre-installed tray, 6 cable attach., three ground feedthrough lugs, with test valve
J1945R-000	FOSC450-C6-6-NT-0-C6V	FOSC 450 C6 fiber optic splice closure, gel cable sealing, no pre-installed tray, 6 cable attach., six ground feedthrough lugs, with test valve
931866-000	FOSC450-D6-6-NT-0-D6V	FOSC 450 D6 fiber optic splice closure, gel cable sealing, no pre-installed tray, 6 cable attach., six ground feedthrough lugs, with test valve
760256789	FOSC450B-EDGE32-T	EDGE32 FOSC size B, includes 1:32 plug-and-play splitter
760260207	FOSC-ACC-POLE-SLACK-U	FOSC pole mounting bracket with cable slack storage. Includes universal kit to mount FOSC, OFDC, CSC and HST products
497817-000	FOSC-ACC-A-TRAY-12-KIT	FOSC fiber optic splice tray kit for 12 fibers
429567-000	FOSC-ACC-A-TRAY-24-KIT	FOSC fiber optic splice tray kit for 24 fibers
898849-000	FOSC-ACC-B-TRAY-12-KIT	FOSC splice tray and cover kit, 12 splices
863927-000	FOSC-ACC-B-TRAY-24-KIT	FOSC B splice tray with two SM-12 splice modules
RH0198-000	FOSC-ACC-C-TRAY-12	FOSC fiber optic splice tray, 12 fibers
RH0202-000	FOSC-ACC-C-TRAY-24	FOSC fiber optic splice tray, 24 fibers
426579-000	FOSC-ACC-D-TRAY-36-KIT	FOSC splice tray kit, clear cover with 6 SM-6 splice modules, tie-wraps
915167-000	FOSC-ACC-D-TRAY-72-KIT	FOSC D splice tray, 6 splice modules, 72-splice capacity
526767-000	FOSC-ACC-TTUBE-SMLL-16IN	FOSC transportation tubing, small, 16 in
829333-000	FOSC-ACC-TTUBE-SMLL-50FT	FOSC transportation tubing, small, 50 ft
B48230-000	FAK-MULDRP-45-BASIC-4W	FOSC gel wrap, 4 cables, 10 pcs
41606V-000	FAK-MULDRP-45-4W-DRP	FOSC gel tape wrap, all FOSC450 closures - 2 or 4 cable capacity, no cable attachments
CZ3388-000	FAK-MULDRP-45-SEAL-FLAT4	FOSC gel drop seal for adding flat drop cables, FOSC450 B, BS, C, D closures
369305-000	SMOUV-1120-01	SMOUV fiber optic splice heat shrink protective sleeves, 100-pack

## 2B Fiber Closures

### FOSC HD

The FOSC HD® closure from CommScope is a high-capacity fiber optic splice closure built in a compact form factor. It helps reduce the number of closures needed per site and fits easily into space-constrained handholes or vaults. Featuring tool-less access, modular trays and broad fiber compatibility, the FOSC HD closure simplifies installation while maintaining the durability and protection found in the trusted FOSC 400/450 platform. The closure is ideal for high-growth broadband deployments in both dense and rural environments.



FOSC HD



MID	Catalog Number	Description
<b>Industry-standard products</b>		
760259591	FOSC-ACC-A-TRAY-SS48-S45	FOSC Tray size A with HD modules, Splice capacity up to 48 single splices (45mm), Includes 2 HD SM24 modules, 48 splice protector sleeves (SMOUV), cable ties and LBT wrap.
760260385	FOSC-ACC-B-TRAY-SS48-S45	FOSC Tray size B with HD modules, Splice capacity up to 48 single splices (45mm), Includes 2 HD SM24 modules, 48 splice protector sleeves (SMOUV), cable ties and LBT wrap.
760260384	FOSC-ACC-C-TRAY-SS72-S45	FOSC Tray size C with HD modules, Splice capacity up to 72 single splices (45mm), Includes 3 HD SM24 modules, 72 splice protector sleeves (SMOUV), cable ties and LBT wrap.
760259392	FOSC-ACC-D-TRAY-SS144-S45	FOSC Tray size D with HD modules, Splice capacity up to 144 single splices (45mm), Includes 6 HD SM24 modules, 144 splice protector sleeves (SMOUV), cables ties and LBT wrap.
760260386	FOSC-ACC-A-TRAY-SR12	FOSC Tray size A with HD ribbon modules, Splice capacity up to 144 ribbon fibers, Includes 1 HD SM12R module, cable ties, spiral tube and LBT wrap.
760260387	FOSC-ACC-B-TRAY-SR12	FOSC Tray size B with HD ribbon modules, Splice capacity up to 144 ribbon fibers, Includes 1 HD SM12R module, cable ties, spiral tube and LBT wrap.
760260388	FOSC-ACC-C-TRAY-SR24	FOSC Tray size C with HD ribbon modules, Splice capacity up to 288 ribbon fibers, Includes 2 HD SM12R modules, cable ties, spiral tube and LBT wrap.
760260389	FOSC-ACC-D-TRAY-SR72	FOSC Tray size D with HD ribbon modules, Splice capacity up to 864 ribbon fibers, Includes 6 HD SM12R modules, cable ties, spiral tube and LBT wrap.

### FOSC HD Closure Splice Capacity

	Single Splicing				Ribbon Splicing (Flat Matrix, Slack in Tray)			Ribbon Splicing (Flat Matrix, Slack in Tray)			Rollable Ribbon Splicing		
	Tray	Closure w/Basket	Closure LP Basket	Closure w/o Basket	Tray	Closure w/Basket	Closure LP Basket	Tray	Closure w/Basket	Closure LP Basket	Tray	Closure w/Basket	Closure LP Basket
FOSC A	24	72	NA	96	144	144	NA	72	216	NA	144	144	NA
FOSC B	24	144	NA	144	144	432	NA	72	432	NA	144	864	NA
FOSC C	36	216	288	288	216	648	864	144	864	NA	144	864	1152
FOSC D	96	576	768	768	576	1728	2304	432	2592	NA	432	2592	3456
FOSC A HD	48	144	NA	192	144	144	NA	144	432	NA	144	432	NA
FOSC B HD	48	288	NA	288	144	432	NA	144	864	NA	144	864	NA
FOSC C HD	72	432	576	576	216	648	864	288	1728	NA	288	1728	2304
FOSC D HD	144	864	1152	1152	576	1728	2304	864	5184	NA	864	5184	6912

## 2B Fiber Closures

### Field installable splitters for FOSC and OFDC



MID	Catalog Number	Description
<b>BABA/BEAD-compliant</b>		
554944-000	OCC1P-10200-NNNQNF	1x2 splitter, 250 micron, no connectors, field installable
CC9545-000	OCC1P-10400-NNNQNF	1x4 splitter, 250 micron, no connectors, field installable
760259417	OCC1P-10600-NNNQNF	1x6 splitter, 250 micron, no connectors, field installable
CC8542-000	OCC1P-10800-NNNQNF	1x8 splitter, 250 micron, no connectors, field installable
CC8544-000	OCC1P-11600-NNNQNF	1x16 splitter, 250 micron, no connectors, field installable
CC8312-000	OCC1P-13200-NNNQNF	1x32 splitter, 250 micron, no connectors, field installable
CC8313-000	OCC1P-16400-NNNQNF	1x64 splitter, 250 micron, no connectors, field installable



### Splitters integrated in FOSC trays

MID	Catalog Number	Description
<b>BABA/BEAD-compliant</b>		
<b>FOSC A Splitter Trays</b>		
E45575-000	FOSC-OC-6A11200	1x2 splitter FOSC A Tray
CC8177-000	FOSC-OC-6P11400	1x4 splitter FOSC A Tray
CC1037-000	FOSC-OC-6P11800	1x8 splitter FOSC A Tray
D39498-000	FOSC-OC-6P11G00	1x16 splitter FOSC A Tray
D87277-000	FOSC-OC-6P11W00	1x32 splitter FOSC A Tray
CC8313-000	OCC1P-16400-NNNQNF	1x64 splitter, 250 micron, no connectors, field installable
<b>FOSC D Splitter Trays</b>		
CB9820-000	FOSC-OC-3P11400	1x4 splitter FOSC D Tray
E49835-000	FOSC-OC-3P11800	1x8 splitter FOSC D Tray
D39890-000	FOSC-OC-3P11G00	1x16 splitter FOSC D Tray
F58883-000	FOSC-OC-3P11W00	1x32 splitter FOSC D Tray



### FOSC 600

MID	Catalog Number	Description
<b>BABA/BEAD-compliant</b>		
867502-000	FOSC600-D8B-NT-0-D4V	FOSC® 600 D fiber optic splice closure, gel cable sealing, butt type, no pre-installed trays, two 4-port gel blocks, 4 ground feedthrough lugs, with test valve




### FOSC 650

MID	Catalog Number	Description
<b>BABA/BEAD-compliant</b>		
760256972	FOSC650-N44-NT-0-S12VA	FOSC650 fiber optic splice closure, no tray, includes two 4-port gel sealing blocks, standard basket, 12 grounding lugs and valve

## 2B Fiber Closures

### Fiber repair closures

Gator splice closure is a small butt splice closure primarily designed for splicing two loose tube “flat drop” style cables of 1 to 12 fibers in above grade, below grade, and direct buried applications.



Gator



MID	Catalog Number	Description
<b>BABA/BEAD-compliant</b>		
MR3919-000-US	FDSC-GATOR-12F-T	12F splice closure, 10/pk. 7.5" x 5.8" x 1.2"



MID	Catalog Number	Description
<b>Industry-standard products</b>		
MR3919-000	FDSC-GATOR-12F-T	12F splice closure, 10/pk. 7.5" x 5.8" x 1.2"

## Specialty range closures (SRC)

The specialty range closures (SRCs) are a modern drop solution that’s ideal for last-mile fiber network applications—both above and below ground. CommScope’s advanced Octopus™ gel seal simplifies access and service and protects the closures from harsh conditions. We’ve designed the SRCs to be ready for the field and ready for your workforce. They feature factory-installed hinges and a cover that opens from the bottom. The closures are fast and easy to access, thanks to CommScope’s Octopus gel seal technology. A lead wire provides security. Octopus protects the SRCs from harsh environmental conditions and is extremely comfortable and resilient, even after numerous closure accesses.


The SRC is offered in two options: Inline Gator (SRC10) and SRC100.



SRC10



### Inline Gator (SRC10)

MID	Catalog Number	Description
<b>Industry-standard products</b>		
<b>Configurations—single splice</b>		
SRC9-U5A1F1BN001	SRC9-U5A1F1BN001	Inline Gator, splice only, no adapters, no splitters, 4 splices, SMOUV 45 mm splice protectors, TelSplice connector, black, 2x CR cable retention clip (Round cable: range 4 to 8 mm and flat cable: range 3 x 5 to 4 x 8 mm)
SRC9-U5A1F1BP001	SRC9-U5A1F1BP001	Inline Gator, splice only, no adapters, no splitters, 4 splices, SMOUV 45 mm splice protectors, TelSplice connector, black, tie-wraps and silicon tape (cable range: 2 - 8 mm)
<b>Configurations—ribbon splice</b>		
SRC9-U5A1B1FN001	SRC9-U5A1B1FN001	Inline Gator, splice only, no adapters, no splitters, ribbon (12F) splice holder, TelSplice connector, black, 2x CR cable retention clip (round cable: range 4 to 8 mm and flat cable: range 3 x 5 to 4 x 8 mm)
SRC9-U5A1B1FP001	SRC9-U5A1B1FP001	Inline Gator, splice only, no adapters, no splitters, ribbon (12F) splice holder, TelSplice connector, black, tie-wraps and silicon tape (cable range: 2 - 8 mm)
<b>Super kit</b>		
SRC9-U5A101BN001	SRC9-U5A101BN001	Inline Gator, splice only, no adapters, no splitters, stranded (4F) splice holder, ribbon (12F) splice holder, TelSplice connector, black, 2x CR cable retention clip (round cable: range 4 to 8 mm and flat cable: range 3 x 5 to 4 x 8 mm), tie-wraps and silicon tape (cable range: 2 - 8 mm)
<b>Adapter kit</b>		
SRC9-U3K1F1BN001	SRC9-U3K1F1BN001	Inline Gator, SC/APC adapter, no splitters, 4 splices, SMOUV 45 mm splice protectors, TelSplice connector, black, 2x CR cable retention clip (Round cable: range 4 to 8 mm and flat cable: range 3 x 5 to 4 x 8 mm)
<b>Accessories</b>		
NVX-SRC-CBL-GUIDE	NVX-SRC-CBL-GUIDE	Cable guide for round cables (cable range: 2 - 8 mm) to change the cable orientation from in-line to butt
		

SRC100

The Specialty Range Closure (SRC) portfolio provides a modern drop solution that's ideal for last-mile fiber network applications—both above and below ground. CommScope's advanced Octopus™ gel seal simplifies access and service and protects the closures from harsh conditions.

The SRCs are designed to be ready for the field, and ready for your workforce. They feature factory-installed hinges and a cover that opens from the bottom. The closures are fast and easy to access, thanks to CommScope's Octopus™ gel seal technology. A lead wire provides security.








SRC100



MID	Catalog Number	Description
<b>Industry-standard products</b>		
SRC3-U5A1B1BC000	SRC3-U5A1B1BC000	SRC100 Black, Splice Only, 12 splices, SMOUV 45, cable attachment 2x NVX-CR-MC-RD-NN
SRC3-U5A1B1BB000	SRC3-U5A1B1BB000	SRC100 Black, Splice Only, 12 splices, SMOUV 45, cable attachment 2x NVX-CR-MC-FT-NN
SRC3-U5A1B1BL000	SRC3-U5A1B1BL000	SRC100 Black, Splice Only, 12 splices, SMOUV 45, 2xNVX-CR-MC-FT-NN and 2x NVX-CR-MC-RD-NN
SRC3-U5A1B1BH000	SRC3-U5A1B1BH000	SRC100 Black, Splice Only, 12 splices, SMOUV 45, cable attachment 4x NVX-CR-MC-RD-NN
SRC3-U5A1C1BB000	SRC3-U5A1C1BB000	SRC100 Black, Splice Only, 24 splices, SMOUV 45, cable attachment 2x NVX-CR-MC-FT-NN
SRC3-U5A1C1BC000	SRC3-U5A1C1BC000	SRC100 Black, Splice Only, 24 splices, SMOUV 45, cable attachment 2x NVX-CR-MC-RD-NN
SRC3-U5A1C1BB000	SRC3-U5A1C1BB000	SRC100 Black, Splice Only, 24 splices, SMOUV 45, cable attachment 2x NVX-CR-MC-FT-NN
SRC3-U5A1E1BC000	SRC3-U5A1E1BC000	SRC100 Black, Splice Only, 48 splices, SMOUV 45, cable attachment 2x NVX-CR-MC-RD-NN
SRC3-U5A1E1BB000	SRC3-U5A1E1BB000	SRC100 Black, Splice Only, 48 splices, SMOUV 45, cable attachment 2x NVX-CR-MC-FT-NN
SRC3-U3B2B1BC000	SRC3-U3B2B1BC000	SRC100 Black, 2x SC/APC, 2 pigtails, 12 splices, SMOUV 45, cable attachment 2x NVX-CR-MC-RD-NN
SRC3-U3B2B1BB000	SRC3-U3B2B1BB000	SRC100 Black, 2x SC/APC, 2 pigtails, 12 splices, SMOUV 45, cable attachment 2x NVX-CR-MC-FT-NN

Cable retention <sup>5</sup>	
A	None
B	NVX-CR-MC-FT-NN
C	NVX-CR-MC-RD-NN
D	NVX-CR-SA-SM-NN
E	NVX-CR-TI-SM-NN
F	NVX-CR-DU-FL-NN
G	4xNVX-CR-MC-FT-NN
H	4xNVX-CR-MC-RD-NN
I	4xNVX-CR-SA-SM-NN
J	4xNVX-CR-TI-SM-NN
K	4xNVX-CR-DU-FL-NN
L	2xNVX-CR-MC-FT-NN and 2xNVX-CR-MC-RD-NN

Cable Termination Unit (CTU) options									
<b>B</b>		<b>C</b>		<b>D</b>		<b>E</b>		<b>F</b>	
	NVX-CR-MC-FT-NN		NVX-CR-MC-RD-NN		NVX-CR-SA-SM-NN		NVX-CR-TI-SM-NN		NVX-CR-DU-FL-NN
	<ul style="list-style-type: none"> <li>• flat cable</li> <li>• Metal clip</li> <li>• Range 3 x 5 to 4 x 8 mm</li> </ul>		<ul style="list-style-type: none"> <li>• Round cable</li> <li>• Metal clip</li> <li>• Range 4 to 6.2 mm</li> </ul>		<ul style="list-style-type: none"> <li>• Round cable</li> <li>• Dia up to 8 mm</li> <li>• Strength member</li> <li>• Aramide yarns</li> <li>• Single layer</li> </ul>		<ul style="list-style-type: none"> <li>• Round cable</li> <li>• Dia up to 8 mm</li> <li>• Aramide yarns</li> <li>• Single layer</li> </ul>		<ul style="list-style-type: none"> <li>• Round cable</li> <li>• Dia up to 6.2 mm</li> <li>• Aramide yarns</li> <li>• Dual layer</li> <li>• Compact length</li> </ul>

<sup>5</sup> 2 cable attachments are supplied.

CTUs can also be ordered separately by using these part numbers. Contact your CommScope representative for configuration availability.

## 2C Fiber distribution hubs (FDHs)

### FDH 3000

The FDH 3000 supports rapid connections between fiber optic cables and passive optical splitters. This outdoor passive optical network and fiber cross-connect cabinet is available in 144, 288, 432 and 864 fiber sizes.



FDH 3000



Mini FDH 3000



MID	Catalog Number	Description
<b>BABA/BEAD-compliant</b>		
FD3-AB072J00AABP2-US	FD3-AB072J00AABP2-US	Enhanced mini shell with 24FF/1x72FD cable assembly using I/O DIE RIB cable - pole/wall mounted
FD3-AB072J00JABP2-US	FD3-AB072J00JABP2-US	Enhanced mini shell with 24FF/1x72FD cable assembly using OSP DIE LT cable - pole/wall mounted
FD3-AB096J00AKBP3-US	FD3-AB096J00AKBP3-US	Enhanced mini shell with 36FF/1x96FD cable assembly using I/O DIE RIB cable - pole/wall mounted
FD3-AB096J00JKBP3-US	FD3-AB096J00JKBP3-US	Enhanced mini shell with 36FF/1x96FD cable assembly using OSP DIE LT cable - pole/wall mounted
FD3-AC144J00DBBP2P-US	FD3-AC144J00DBBP2P-US	144 sized shell with 24FF/1x144FD cable assembly using OSP DIE RIB cable - pole mounted
FD3-AC144J00GBBP2-US	FD3-AC144J00GBBP2-US	144 sized shell with 24FF/1x144FD cable assembly using OSP ARM LT cable - pad/vault mounted
FD3-AC144J00JBBP2-US	FD3-AC144J00JBBP2-US	144 sized shell with 24FF/1x144FD cable assembly using OSP DIE LT cable - pad/vault mounted
FD3-AC144J00PBBP2-US	FD3-AC144J00PBBP2-US	144 sized shell with 24FF/1x144FD cable assembly using OSP ARM RIB cable - pad/vault mounted
FD3-AC144J00TBBP2-US	FD3-AC144J00TBBP2-US	144 sized shell with 24FF/1x144FD cable assembly using OSP DIE RIB cable - pad/vault mounted
FD3-AE288J00DGBP4P-US	FD3-AE288J00DGBP4P-US	288 sized shell with 48FF/1x288FD cable assembly using OSP DIE RIB cable - pole mounted
FD3-AE288J00GGBP4-US	FD3-AE288J00GGBP4-US	288 sized shell with 48FF/1x288FD cable assembly using OSP ARM LT cable - pad/vault mounted
FD3-AE288J00JGBP4-US	FD3-AE288J00JGBP4-US	288 sized shell with 48FF/1x288FD cable assembly using OSP DIE LT cable - pad/vault mounted
FD3-AE288J00PGBP4-US	FD3-AE288J00PGBP4-US	288 sized shell with 48FF/1x288FD cable assembly using OSP ARM RIB cable - pad/vault mounted
FD3-AE288J00TGBP4-US	FD3-AE288J00TGBP4-US	288 sized shell with 48FF/1x288FD cable assembly using OSP DIE RIB cable - pad/vault mounted
FD3-AG432J00GBBP4-US	FD3-AG432J00GBBP4-US	432 sized shell with 48FF/3x144FD cable assembly using OSP ARM LT cable - pad/vault mounted
FD3-AG432J00JBBP4-US	FD3-AG432J00JBBP4-US	432 sized shell with 48FF/3x144FD cable assembly using OSP DIE LT cable - pad/vault mounted
FD3-AG432J00PFBP9X-US	FD3-AG432J00PFBP9X-US	432 sized shell with 144FF/1x432FD cable assembly using OSP ARM RIB cable - pad/vault mounted
FD3-AG432J00TBBP4-US	FD3-AG432J00TBBP4-US	432 sized shell with 48FF/3x144FD cable assembly using OSP DIE RIB cable - pad/vault mounted
FD3-AG576J00DGBP8B-US	FD3-AG576J00DGBP8B-US	432 sized shell with 96FF/2x288FD cable assembly using OSP DIE RIB cable - pole (bottom entry) mounted

## 2C Fiber distribution hubs (FDHs)

### FDH 3000



MID	Catalog Number	Description
<b>Industry-standard products</b>		
<b>Mini FDH 3000: 96 fiber capacity, 4 splitter slots, 32 parking spots</b>		
FD3-AB096J00AKBP1	FD3-AB096J00AKBP1	FDH 3000 mini hub 96 port, I/O dielectric ribbon, 96F dist., SC/APC, no splitters, 12F feeder, 100 ft
FD3-AB072J00JABP1	FD3-AB072J00JABP1	FDH 3000 mini hub 72 port, dielectric loose tube, 72F dist., SC/APC, no splitters, 12F feeder, 100 ft
FD3-AB048J00JABP1	FD3-AB048J00JABP1	FDH 3000 mini hub 48 port, dielectric loose tube, 48F dist., SC/APC, no splitters, 12F feeder, 100 ft
FD3-AB096J00JKBP1	FD3-AB096J00JKBP1	FDH 3000 mini hub 96 port, dielectric loose tube, 96F dist., SC/APC, no splitters, 12F feeder, 100 ft
<b>FDH 3000 extra-small cabinets: 144 fiber capacity, 18 splitter slots, 18 pass through, 64 parking spots</b>		
FD3-AC144J00GBBP1	FD3-AC144J00GBBP1	Fiber distribution cabinet, 144F, SC/APC, no splitters, single armor loose tube, 100ft stub, 12F feeder
FD3-AC144J00GBBP2	FD3-AC144J00GBBP2	Fiber distribution cabinet, 144F, SC/APC, no splitters, single armor loose tube, 100ft stub, 24F feeder
FD3-AC144J00GBBP2P	FD3-AC144J00GBBP2P	Fiber distribution cabinet, 144F, SC/APC, no splitters, single armor loose tube, 100ft stub, 24F feeder, pole mount
FD3-AC144J00JBBP1	FD3-AC144J00JBBP1	Fiber distribution cabinet, 144F, SC/APC, no splitters, dielectric loose tube, 100ft stub, 12F feeder
FD3-AC144J00JBBP2	FD3-AC144J00JBBP2	Fiber distribution cabinet, 144F, SC/APC, no splitters, dielectric loose tube, 100ft stub, 24F feeder
FD3-AC144J00JBBP2-P	FD3-AC144J00JBBP2-P	Fiber distribution cabinet, 144F, SC/APC, no splitters, dielectric loose tube, 100ft stub, 24F feeder, pole mount
<b>FDH 3000 small cabinets: 288 fiber capacity, 24 splitter slots, 36 pass through, 72 parking spots</b>		
FD3-AE288J00GBBP1	FD3-AE288J00GBBP1	Fiber distribution cabinet, 144F (2), SC/APC, no splitters, single armor loose tube, 100ft stub, 12F feeder
FD3-AE288J00GBBP2	FD3-AE288J00GBBP2	Fiber distribution cabinet, 144F (2), SC/APC, no splitters, single armor loose tube, 100ft stub, 24F feeder
FD3-AE288J00GBBP2P	FD3-AE288J00GBBP2P	Fiber distribution cabinet, 144F (2), SC/APC, no splitters, single armor loose tube, 100ft stub, 24F feeder, pole mount
FD3-AE288J00JBBP1	FD3-AE288J00JBBP1	Fiber distribution cabinet, 144F(2), SC/APC, no splitters, dielectric loose tube, 100ft stub, 12F feeder
FD3-AE288J00JBBP2	FD3-AE288J00JBBP2	Fiber distribution cabinet, 144F(2), SC/APC, no splitters, dielectric loose tube, 100ft stub, 24F feeder
FD3-AE288J00JBBP2-P	FD3-AE288J00JBBP2-P	Fiber distribution cabinet, 144F(2), SC/APC, no splitters, dielectric loose tube, 100ft stub, 24F feeder, pole mount
FD3-AE288J00JBBP4	FD3-AE288J00JBBP4	Fiber distribution cabinet, 144F(2), SC/APC, no splitters, dielectric loose tube, 100ft stub, 48F feeder
<b>FDH 3000 medium cabinets: 432 fiber capacity, 30 splitter slots, 36 pass through, 144 parking spots</b>		
FD3-AG432J00GBBP2	FD3-AG432J00GBBP2	Fiber distribution cabinet, 144F (3), SC/APC, no splitters, single armor loose tube, 100ft stub, 24F feeder
FD3-AG432J00GBBP4	FD3-AG432J00GBBP4	Fiber distribution cabinet, 144F (3), SC/APC, no splitters, single armor loose tube, 100ft stub, 48F feeder
FD3-AG432J00JBBP2	FD3-AG432J00JBBP2	Fiber distribution cabinet, 144F(3), SC/APC, no splitters, dielectric loose tube, 100ft stub, 24F feeder
FD3-AG432J00JBBP4	FD3-AG432J00JBBP4	Fiber distribution cabinet, 144F(3), SC/APC, no splitters, dielectric loose tube, 100ft stub, 48F feeder
FD3-AG432J00JCBP4	FD3-AG432J00JCBP4	Fiber distribution cabinet, 216F(2), SC/APC, no splitters, dielectric loose tube, 100ft stub, 48F feeder
<b>FDH 3000 large cabinets: 576 fiber capacity, 48 splitter slots, 72 pass through, 288 parking spots</b>		
FD3-AJ576J00GGBP2	FD3-AJ576J00GGBP2	Fiber distribution cabinet, 144F (4), SC/APC, no splitters, single armor loose tube, 100ft stub, 24F feeder
FD3-AJ576J00GGBP4	FD3-AJ576J00GGBP4	Fiber distribution cabinet, 144F (4), SC/APC, no splitters, single armor loose tube, 100ft stub, 48F feeder
FD3-AJ576J00JBBP2	FD3-AJ576J00JBBP2	Fiber distribution cabinet, 144F(4), SC/APC, no splitters, dielectric loose tube, 100ft stub, 24F feeder
FD3-AJ576J00JBBP4	FD3-AJ576J00JBBP4	Fiber distribution cabinet, 144F(4), SC/APC, no splitters, dielectric loose tube, 100ft stub, 48F feeder
<b>FDH 3000 large cabinets: 864 fiber capacity, 48 splitter slots, 72 pass through, 288 parking spots</b>		
FD3-AJ864J00GCBP4	FD3-AJ864J00GCBP4	Fiber distribution cabinet, 216F (4), SC/APC, no splitters, single armor loose tube, 100ft stub, 48F feeder
FD3-AJ864J00GGBP4	FD3-AJ864J00GGBP4	Fiber distribution cabinet, 216F (3), SC/APC, no splitters, single armor loose tube, 100ft stub, 48F feeder
FD3-AJ864J00GGBP7	FD3-AJ864J00GGBP7	Fiber distribution cabinet, 216F (3), SC/APC, no splitters, single armor loose tube, 100ft stub, 72F feeder
FD3-AJ864J00JGBP7	FD3-AJ864J00JGBP7	Fiber distribution cabinet, 216F(3), SC/APC, no splitters, dielectric loose tube, 100ft stub, 72F feeder

## 2C Fiber distribution hubs

### Hub in a pedestal



MID	Catalog Number	Description
<b>Industry-standard products</b>		
<b>FDH 3000 Hub in a pedestal: 96 fiber capacity, 6 splitter slots</b>		
FD3-PA036J00U2220	FD3-PA036J00U2220	Fiber distribution pedestal, 36F, SC/APC, no splitters, stranded pigtails/heat shrink fusion distribution configuration, 12F feeder
FD3-PA048J00U2220	FD3-PA048J00U2220	Fiber distribution pedestal, 48F, SC/APC, no splitters, stranded pigtails/heat shrink fusion distribution configuration, 12F feeder
FD3-PA096J00U4220	FD3-PA096J00U4220	Fiber distribution pedestal, 96F, SC/APC, no splitters, stranded pigtails/heat shrink fusion distribution configuration, 12F feeder



Hub in a Pedestal

### Fiber distribution hub 4000



MID	Catalog Number	Description
<b>Industry-standard products</b>		
<b>FDH 4000 series: 288 maximum capacity (LC)</b>		
FD4S-B144S00DBB3	FD4S-B144S00DBB3	Sealed fiber distribution hub, 144F, LC/APC, no splitters, dry dielectric ribbon RBR, 100 ft stub, 48F feeder
FD4S-B144J00JBB2	FD4S-B144J00JBB2	Sealed fiber distribution hub, 144F, SC/APC, no splitters, dry dielectric loose tube RBR, 100 ft stub, 24F feeder
FD4S-B144J00DBB3	FD4S-B144J00DBB3	Sealed fiber distribution hub, 144F, SC/APC, no splitters, dry dielectric ribbon RBR, 100 ft stub, 48F feeder
FD4S-B288S00JDB2	FD4S-B288S00JDB2	Sealed fiber distribution hub, 288F, LC/APC, no splitters, dry dielectric loose tube RBR, 100 ft stub, 24F feeder
FD4S-B288S00JDB3	FD4S-B288S00JDB3	Sealed fiber distribution hub, 288F, LC/APC, no splitters, dry dielectric loose tube RBR, 100 ft stub, 48F feeder



Sealed FDH 4000

### Fiber distribution hub 5000



MID	Catalog Number	Description
<b>Industry-standard products</b>		
FD5M-144S00DBB4	FD5M-144S00DBB4	FDH 5000 144, 72 feeder, rib diel, pad
FD5M-144S00DBB4P	FD5M-144S00DBB4P	FDH 5000 144, 72 feeder, rib diel, pole
FD5M-288S00DBB4	FD5M-288S00DBB4	FDH 5000 288, 72 feeder, rib diel, pad
FD5M-288S00DBB4P	FD5M-288S00DBB4P	FDH 5000 288, 72 feeder, rib diel, pole
FD5M-432S00DEB5	FD5M-432S00DEB5	FDH 5000 432, 144 feeder, rib diel, pad
FD5M-432S00DEB5P	FD5M-432S00DEB5P	FDH 5000 432, 144 feeder, rib diel, pole
FD5M-576S00DBB5	FD5M-576S00DBB5	FDH 5000 576, 144 feeder, rib diel, pad
FD5M-576S00DBB5P	FD5M-576S00DBB5P	FDH 5000 576, 144 feeder, rib diel, pole
FD5M-864S00DEB5	FD5M-864S00DEB5	FDH 5000 864, 144 feeder, rib diel, pad
FD5M-864S00DEB5P	FD5M-864S00DEB5P	FDH 5000 864, 144 feeder, rib diel, pole



FDH 5000

## 2D Splitters for FDH 3000 and hub in a pedestal

Plug-and-play splitters are value-added modules that can be placed in an FDH 3000 to implement point-to-multipoint passive optical network (PON) architectures for FTTH networks.



MID	Catalog Number	Description
<b>BABA/BEAD-compliant</b>		
FPS-LPP1NJJ	FPS-LPP1NJJ	1x4 plug-and-play splitter, low cost
FPS-LPP1JJJ	FPS-LPP1JJJ	1x8 plug-and-play splitter, low cost
FPS-LPP1CJJ	FPS-LPP1CJJ	1x16 plug-and-play splitter, low cost
FPS-LPP1AJJ	FPS-LPP1AJJ	1x32 plug-and-play splitter, low cost
FPS-LPP1SJJ	FPS-LPP1SJJ	1x64 plug-and-play splitter, low cost
FPS-MPP1NJJ	FPS-MPP1NJJ	1x4 plug-and-play splitter, standard
FPS-MPP1JJJ	FPS-MPP1JJJ	1x8 plug-and-play splitter, standard
FPS-MPP1CJJ	FPS-MPP1CJJ	1x16 plug-and-play splitter, standard
FPS-MPP1AJJ	FPS-MPP1AJJ	1x32 plug-and-play splitter, standard
FPS-MPP1SJJ	FPS-MPP1SJJ	1x64 plug-and-play splitter, standard
<b>Hand Hole Kits</b>		
FMS-ACE100-KIT-A	FMS-ACE100-KIT-A	FDH 3000 30 in x 60 in hand hole and cover kit for extra small (24-144 fibers), small (72-288 fibers) and medium (72-432 fibers) cabinets
FMS-FD3J-KIT-A	FMS-FD3J-KIT-A	FDH 3000 48 in x 60 in hand hole and cover kit for large (72-864 fibers) cabinets



Splitters

## Splitters for FDH 4000 and FDH 5000



MID	Catalog Number	Description
<b>BABA/BEAD-compliant</b>		
FPS-CMPP2NJJ	FPS-CMPP2NJJ	FDH4000 SPLT, 1X4 APC/SC
FPS-CMPP2JJJ	FPS-CMPP2JJJ	FDH4000 SPLT, 1X8 APC/SC
FPS-CMPP2CJJ	FPS-CMPP2CJJ	FDH4000 SPLT, 1X16 APC/SC
FPS-CMPP2AJJ	FPS-CMPP2AJJ	FDH4000 SPLT, 1X32 APC/SC
FPS-CMPP2SJJ	FPS-CMPP2SJJ	FDH4000 SPLT, 1x64 APC/SC
FPS-CMPP2NSS	FPS-CMPP2NSS	FDH4000 1X4 SPLT APC/LC
FPS-CMPP2JSS	FPS-CMPP2JSS	FDH4000 1X8 SPLT APC/LC
FPS-CMPP2CSS	FPS-CMPP2CSS	FDH4000 1X16 SPLT APC/LC
FPS-CMPP2ASS	FPS-CMPP2ASS	FDH4000 1X32 SPLT APC/LC
FPS-CMPP2SSS	FPS-CMPP2SSS	FDH4000 1x64 SPLT APC/LC



Splitters

## 2E Terminals

Innovation meets reliability with our new generation of Hardened Terminals—engineered to empower your fiber network deployments with unmatched speed, flexibility, and durability. Designed for today’s demanding environments, simplifying the installation with plug-and-play reducing deployment time and costs.

Whether you’re expanding urban networks or reaching remote rural communities, our terminals deliver superior performance with a modular, scalable architecture. From single and multifiber distribution to fiber indexing technology and cascaded tap architectures, our product portfolio offers versatile mounting options and cost-optimized solutions tailored to diverse FTTH applications.

Discover how CommScope’s Hardened Terminals can transform your network—maximizing ROI, accelerating deployment, and future-proofing your fiber infrastructure. Let’s build smarter, faster, and stronger networks together.








Hardened terminals				
Hardened Terminals	Technologies available	Small	Medium	Large
HST Series	Multi-fiber stubless. HMFOC input, no splitter. (Requires MHD feeder cable)	2 ports	6 ports	12 ports
		4 ports	8 ports	
	Single fiber stubless, including splitter, Prodigy input (Requires HCA feeder cable)	2 ports, 1x1:2	8 ports, 2x1:4	12 ports, 3x1:4
		4 ports, 1x1:4	8 ports, 1x1:8	
Multi-fiber: no splitter, cable stub attached	2 & 4 ports	6 & 8 ports	12 ports	
	2 ports, 1:2	8 ports, 1:8	N/A	
Multi-fiber: no splitter, cable stub attached	4 ports, 1:4	8 ports, 1:8	N/A	
	HMT Series	Multi-fiber	Up to 48f	Up to 96f
2 ports, each 2, 4, 6, 8, or 12f			6 ports, each 2, 3, or 4f	12 ports, each 2f
3 ports, each 2, 4, 6, or 8f			8 ports, each 2, 3 or 12f	
4 ports, each 2, 4, or 6f				
HTT Series	Optical taps	2 drops	4 drops	8 drops
HXT Series	Fiber indexing	12 fiber index only, 1f	12 fiber 1:4	12 fiber 1:8
		12 fiber index only, 2f	12f multi-use 2f + 1:4	12 fiber multi-use, 3f +1:4
		12 fiber index only, 3f	24f multi-use 2f	12 fiber multi-use, 4f +1:4
		12 fiber index only, 4f	24f multi-use 3f	12 fiber multi-use, 2f +1:8
		12 fiber multi-use, 2f	24f multi-use 4f	
		12 fiber branching, 2 to 6f per port		

## 2E Terminals

As part of our continued effort to simplify product identification and enhance operational efficiency in the field, a color-coded lanyard system has been implemented across our Hardened Terminal (HT) product families—HST, HXT, HTT, and HMT. Each lanyard color and label has been designed to provide quick visual reference for technicians, indicating specific port functions within the terminal.

This standardization improves clarity during installation and maintenance, supporting faster deployment and reducing potential errors in multi-port environments.

For more details on how these ports relate to specific network configurations or for compatibility support, please reach out to our Technical Assistance Center team or your Sales representative.

<b>N</b>		Standard port HST-HXT-HTT
<b>1</b>		First output port splitter HST-HXT
<b>A</b>		Forward feed multifiber HXT
<b>R</b>		Reverse feed HXT
<b>A</b>		TAP input HTT
<b>B</b>		Throughput HTT - single fiber HXT
<b>N</b>		Multifiber HXT-HMT



## 2E Terminals

### Hardened standard terminal (HST)

The hardened standard terminal (HST) represents the next generation of terminals, engineering designed to accommodate a variety of adapters and drop cable applications. Its plug-and-play architecture eliminates the need for splicing, enabling rapid and straightforward installation. All HST's below are BEAD/BABA-compliant.



HST



MID	Catalog Number	Description
<b>BABA/BEAD-compliant</b>		
HST-B2ANAxxxxNN000	HST-B2ANAxxxxNN000	HST, Prodigy, hardened standard terminal, 2-port, dielectric flat loose tube cable
HST-B4ANAxxxxNN000	HST-B4ANAxxxxNN000	HST, Prodigy, hardened standard terminal, 4-port, dielectric flat loose tube cable
HST-B6ANAxxxxNN000	HST-B6ANAxxxxNN000	HST, Prodigy, hardened standard terminal, 6-port, dielectric flat loose tube cable
HST-B8ANAxxxxNN000	HST-B8ANAxxxxNN000	HST, Prodigy, hardened standard terminal, 8-port, dielectric flat loose tube cable
HST-BCANAxxxxNN000	HST-BCANAxxxxNN000	HST, Prodigy, hardened standard terminal, 12-port, dielectric flat loose tube cable
HST-B2AAAxxxxNN000	HST-B2AAAxxxxNN000	HST, Prodigy, hardened standard terminal, 2-port planar 1:2 splitter, dielectric flat loose tube cable
HST-B4ABAxxxxNN000	HST-B4ABAxxxxNN000	HST, Prodigy, hardened standard terminal, 4-port planar 1:4 splitter, dielectric flat loose tube cable
HST-B8ACAxxxxNN000	HST-B8ACAxxxxNN000	HST, Prodigy, hardened standard terminal, 8-port planar 1:8 splitter, dielectric flat loose tube cable
HST-B2ANBxxxxNN000	HST-B2ANBxxxxNN000	HST, Prodigy, hardened standard terminal, 2-port, flat toneable loose tube cable
HST-B4ANBxxxxNN000	HST-B4ANBxxxxNN000	HST, Prodigy, hardened standard terminal, 4-port, flat toneable loose tube cable
HST-B6ANBxxxxNN000	HST-B6ANBxxxxNN000	HST, Prodigy, hardened standard terminal, 6-port, flat toneable loose tube cable
HST-B8ANBxxxxNN000	HST-B8ANBxxxxNN000	HST, Prodigy, hardened standard terminal, 8-port, flat toneable loose tube cable
HST-BCANBxxxxNN000	HST-BCANBxxxxNN000	HST, Prodigy, hardened standard terminal, 12-port, flat toneable loose tube cable
HST-B2AABxxxxNN000	HST-B2AABxxxxNN000	HST, Prodigy, hardened standard terminal, 2-port planar 1:2 splitter, flat toneable loose tube cable
HST-B4ABBxxxxNN000	HST-B4ABBxxxxNN000	HST, Prodigy, hardened standard terminal, 4-port planar 1:4 splitter, flat toneable loose tube cable
HST-B8ACBxxxxNN000	HST-B8ACBxxxxNN000	HST, Prodigy, hardened standard terminal, 8-port planar 1:8 splitter, flat toneable loose tube cable
HST-B2HNAxxxxNN000	HST-B2HNAxxxxNN000	HST, full-size, hardened standard terminal, 2-port, dielectric flat loose tube cable
HST-B4HNAxxxxNN000	HST-B4HNAxxxxNN000	HST, full-size, hardened standard terminal, 4-port, dielectric flat loose tube cable
HST-B6HNAxxxxNN000	HST-B6HNAxxxxNN000	HST, full-size, hardened standard terminal, 6-port, dielectric flat loose tube cable
HST-B8HNAxxxxNN000	HST-B8HNAxxxxNN000	HST, full-size, hardened standard terminal, 8-port, dielectric flat loose tube cable
HST-BCHNAxxxxNN000	HST-BCHNAxxxxNN000	HST, full-size, hardened standard terminal, 12-port, dielectric flat loose tube cable
HST-B2HAAxxxxNN000	HST-B2HAAxxxxNN000	HST, full-size, hardened standard terminal, 2-port planar 1:2 splitter, dielectric flat loose tube cable
HST-B4HBAxxxxNN000	HST-B4HBAxxxxNN000	HST, full-size, hardened standard terminal, 4-port planar 1:4 splitter, dielectric flat loose tube cable
HST-B8HCAxxxxNN000	HST-B8HCAxxxxNN000	HST, full-size, hardened standard terminal, 8-port planar 1:8 splitter, dielectric flat loose tube cable
HST-B2HNBxxxxNN000	HST-B2HNBxxxxNN000	HST, full-size, hardened standard terminal, 2-port, flat toneable loose tube cable
HST-B4HNBxxxxNN000	HST-B4HNBxxxxNN000	HST, full-size, hardened standard terminal, 4-port, flat toneable loose tube cable
HST-B6HNBxxxxNN000	HST-B6HNBxxxxNN000	HST, full-size, hardened standard terminal, 6-port, flat toneable loose tube cable
HST-B8HNBxxxxNN000	HST-B8HNBxxxxNN000	HST, full-size, hardened standard terminal, 8-port, flat toneable loose tube cable
HST-BCHNBxxxxNN000	HST-BCHNBxxxxNN000	HST, full-size, hardened standard terminal, 12-port, flat toneable loose tube cable
HST-B2HABxxxxNN000	HST-B2HABxxxxNN000	HST, full-size, hardened standard terminal, 2-port planar 1:2 splitter, flat toneable loose tube cable
HST-B4HBBxxxxNN000	HST-B4HBBxxxxNN000	HST, full-size, hardened standard terminal, 4-port planar 1:4 splitter, flat toneable loose tube cable
HST-B8HCBxxxxNN000	HST-B8HCBxxxxNN000	HST, full-size, hardened standard terminal, 8-port planar 1:8 splitter, flat toneable loose tube cable

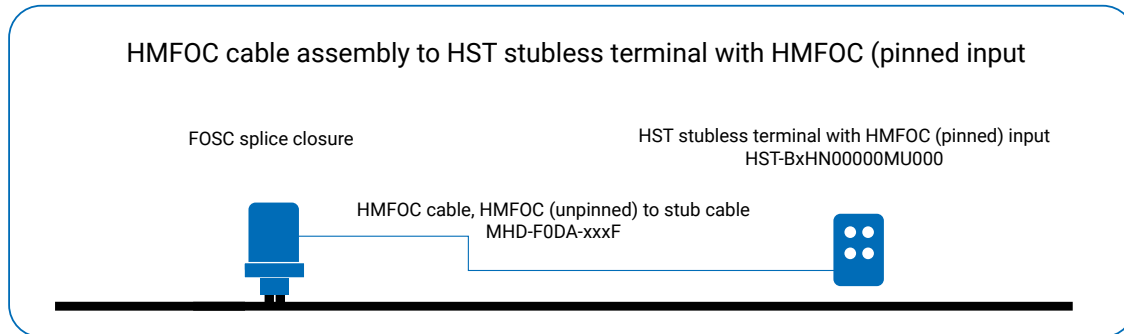
xxxx = cable length. Standard lengths: 100, 150, 200, 250, 300, 400, 500, 750, 1000 feet. For other lengths please see [ordering guide](#).

## 2E Terminals

### HST Stubless Terminals

HST Stubless Terminals simplify the deployment of both the cabling and terminal while providing the greatest flexibility via plug-n-play hardened connectivity. This enables the ability to change terminal port count and defer the deployment of terminals until required. The stubless terminals support both centralized and cascaded splitter topologies.

Supporting centralized split deployments, HST stubless terminals with HMFOC (hardened multi-fiber optical connector) (pinned) input connector is connected via a cable assembly. The stub end of the cable assembly is spliced and the HMFOC (unpinned) end is connected to the HST terminal. This cable assembly is placed day one, and the terminal can be connected at a later date with the choice of 2, 4, 6, 8, or 12 port terminal. See diagram below.



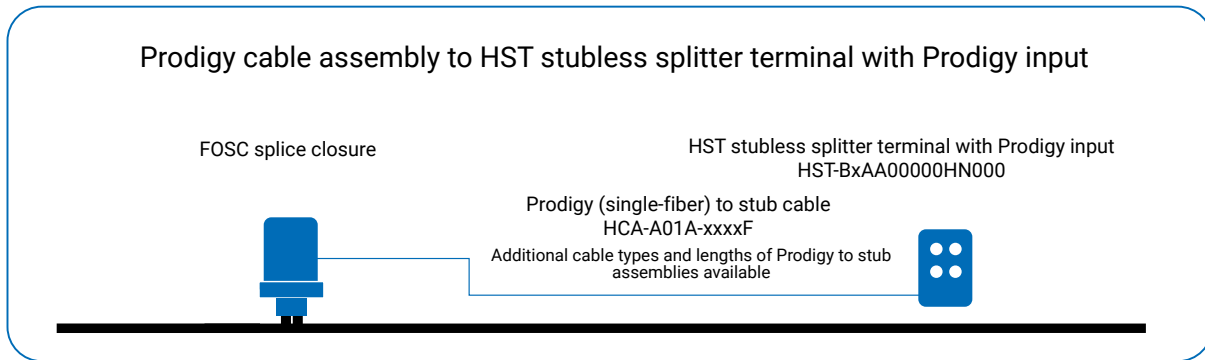
MID	Catalog Number	Description
<b>Industry-standard products</b>		
<b>HST stubless terminal with HMFOC (pinned) input</b>		
HST-B2AN00000MN000	HST-B2AN00000MN000	HST, Prodigy, hardened standard terminal, 2-port, stubless HMFOC (pinned)
HST-B4AN00000MN000	HST-B4AN00000MN000	HST, Prodigy, hardened standard terminal, 4-port, stubless HMFOC (pinned)
HST-B6AN00000MN000	HST-B6AN00000MN000	HST, Prodigy, hardened standard terminal, 6-port, stubless HMFOC (pinned)
HST-B8AN00000MN000	HST-B8AN00000MN000	HST, Prodigy, hardened standard terminal, 8-port, stubless HMFOC (pinned)
HST-BCAN00000MN000	HST-BCAN00000MN000	HST, Prodigy, hardened standard terminal, 12-port, stubless HMFOC (pinned)
<b>Multi-Fiber HMFOC (unpinned) Input Cables for Multi-Fiber HST Stubless Terminals</b>		
MHD-F0DA-0100F	MHD-F0DA-0100F	Hardened Multifiber Optical Connector (HMFOC) unpinned cable assembly, 100 ft, HMFOC plug to stub, 12-fiber, dielectric
MHD-F0DA-0250F	MHD-F0DA-0250F	Hardened Multifiber Optical Connector (HMFOC) unpinned cable assembly, 250 ft HMFOC plug to stub, 12-fiber, dielectric
MHD-F0DA-0500F	MHD-F0DA-0500F	Hardened Multifiber Optical Connector (HMFOC) unpinned cable assembly, 500 ft, HMFOC plug to stub, 12-fiber, dielectric
MHD-F0DA-0750F	MHD-F0DA-0750F	Hardened Multifiber Optical Connector (HMFOC) unpinned cable assembly, 750 ft, HMFOC plug to stub, 12-fiber, dielectric
MHD-F0DA-1000F	MHD-F0DA-1000F	Hardened Multifiber Optical Connector (HMFOC) unpinned cable assembly, 1000 ft, HMFOC plug to stub, 12-fiber, dielectric
MHD-F0DH-0100F	MHD-F0DH-0100F	Hardened Multifiber Optical Connector (HMFOC) unpinned cable assembly, 100 ft, HMFOC plug to stub, 12-fiber, toneable
MHD-F0DH-0250F	MHD-F0DH-0250F	Hardened Multifiber Optical Connector (HMFOC) unpinned cable assembly, 250 ft HMFOC plug to stub, 12-fiber, toneable
MHD-F0DH-0500F	MHD-F0DH-0500F	Hardened Multifiber Optical Connector (HMFOC) unpinned cable assembly, 500 ft, HMFOC plug to stub, 12-fiber, toneable
MHD-F0DH-0750F	MHD-F0DH-0750F	Hardened Multifiber Optical Connector (HMFOC) unpinned cable assembly, 750 ft, HMFOC plug to stub, 12-fiber, toneable
MHD-F0DH-1000F	MHD-F0DH-1000F	Hardened Multifiber Optical Connector (HMFOC) unpinned cable assembly, 1000 ft, HMFOC plug to stub, 12-fiber, toneable
<b>Accessory</b>		
MHD-ACC-M12J	MHD-ACC-M12J	HMFOC jack/pinned/male to 12 SC/APCs, breakout test cable, 3 feet



## 2E Terminals

### HST Stubless Terminals

Supporting cascaded split deployments, HST stubless terminals with Prodigy single-fiber input connector is connected via a cable assembly. The stub end of the single-fiber cable assembly is spliced, and the Prodigy end is connected to the HST terminal. This cable assembly is placed day one, and the terminal can be connected at a later date with the choice of 2-port with 1x2 splitter, 4-port with 1x4 splitter, or 8-port with 1x8 splitter terminals. See diagram below.



MID	Catalog Number	Description
<b>Industry-standard products</b>		
<b>HST Stubless Splitter Terminals with Prodigy Input</b>		
HST-B2AA00000AN000	HST-B2AA00000AN000	HST, Prodigy, hardened standard terminal, 2-port planar 1:2 splitter, 1 input and 2 output ports, stubless
HST-B4AB00000AN000	HST-B4AB00000AN000	HST, Prodigy, hardened standard terminal, 4-port planar 1:4 splitter, 1 input and 4 output ports, stubless
HST-82AC00000AN000	HST-82AC00000AN000	HST, Prodigy, hardened standard terminal, 8-port planar 1:8 splitter, 1 input and 8 output ports, stubless
<b>Single-Fiber Prodigy Input Cables for Single-Fiber HST Stubless Terminals</b>		
HCA-A01A-xxxxF	HCA-A01A-xxxxF	Fiber optic drop cable assembly, Prodigy connector core to stub, SST dielectric cable
HCA-A01B-xxxxF	HCA-A01B-xxxxF	Fiber optic drop cable assembly, Prodigy connector core to stub, SST toneable cable
HCA-A01C-xxxxF	HCA-A01C-xxxxF	Fiber optic drop cable assembly, Prodigy connector core to stub, USD dielectric cable
HCA-A01D-xxxxF	HCA-A01D-xxxxF	Fiber optic drop cable assembly, Prodigy connector core to stub, USD toneable cable

xxxx = cable length. Standard lengths: 100, 150, 200, 250, 300, 400, 500, 750, 1000 feet. For other lengths please see [ordering guide](#).

## 2E Terminals

### Hardened indexing terminal (HXT)

Featuring innovative fiber indexing technology, the indexing terminal enhances plug-and-play functionality by daisy-chaining up to 12 terminals. This delivers fast deployment, provides greater flexibility, and supports a variety of applications with quick and easy installation—all while improving ROI by reducing costs by up to 70%.



MID	Catalog Number	Description
<b>Industry-standard products</b>		
HXT-B6ACAxxxxFN000	HXT-B6ACAxxxxFN000	Prodigy, hardened indexing terminal, Prodigy adapter ports, 12F, 1:4 splitter, 1 forward port, 1 reverse port, dielectric flat loose tube, xxxft, HMFOC plug (female/no pin) tail
HXT-BAAEAxxxxFN000	HXT-BAAEAxxxxFN000	Prodigy, hardened indexing terminal, Prodigy adapter ports, 12F, 1:8 splitter, 1 forward port, 1 reverse port, dielectric flat loose tube, xxxft, HMFOC plug (female/no pin) tail
HXT-B6ACBxxxxFN000	HXT-B6ACBxxxxFN000	Prodigy, hardened indexing terminal, Prodigy adapter ports, 12F, 1:4 splitter, 1 forward port, 1 reverse port, toneable flat loose tube, xxxft, HMFOC plug (female/no pin) tail
HXT-BAAEAxxxxFN000	HXT-BAAEAxxxxFN000	Prodigy, hardened indexing terminal, Prodigy adapter ports, 12F, 1:8 splitter, 1 forward port, 1 reverse port, toneable flat loose tube, xxxft, HMFOC plug (female/no pin) tail
HXT-B6AC00000MN000	HXT-B6AC00000MN000	Prodigy, hardened indexing terminal, Prodigy adapter ports, 12F, 1:4 splitter, 1 forward port, 1 reverse port, stubless HMFOC jack (Pinned)
HXT-BAAE00000MN000	HXT-BAAE00000MN000	Prodigy, hardened indexing terminal, Prodigy adapter ports, 12F, 1:8 splitter, 1 forward port, 1 reverse port, stubless HMFOC jack (Pinned)
HXT-B3AA00000MN000	HXT-B3AA00000MN000	Prodigy, hardened indexing terminal, Prodigy adapter ports, 12F, index only, 1 reverse port, stubless HMFOC jack (pinned)
HXT-B6HCAxxxxFN000	HXT-B6HCAxxxxFN000	Full-size, hardened indexing terminal, full-size adapter ports, 12F, 1:4 splitter, 1 forward port, 1 reverse port, dielectric flat loose tube, xxxft, HMFOC plug (female/no pin) tail
HXT-BAHEAxxxxFN000	HXT-BAHEAxxxxFN000	Full-size hardened indexing terminal, full-size adapter ports, 12F, 1:8 splitter, 1 forward port, 1 reverse port, dielectric flat loose tube, xxxft, HMFOC plug (female/no pin) tail
HXT-B6HCBxxxxFN000	HXT-B6HCBxxxxFN000	Full-size, hardened indexing terminal, full-size adapter ports, 12F, 1:4 splitter, 1 forward port, 1 reverse port, toneable flat loose tube, xxxft, HMFOC plug (female/no pin) tail
HXT-BAHEAxxxxFN000	HXT-BAHEAxxxxFN000	Full-size, hardened indexing terminal, full-size adapter ports, 12F, 1:8 splitter, 1 forward port, 1 reverse port, toneable flat loose tube, xxxft, HMFOC plug (female/no pin) tail
HXT-B6HC00000MN000	HXT-B6HC00000MN000	Full-size, hardened indexing terminal, full-size adapter ports, 12F, 1:4 splitter, 1 forward port, 1 reverse port, stubless HMFOC jack (Pinned)
HXT-BAHE00000MN000	HXT-BAHE00000MN000	Full-size, hardened indexing terminal, full-size adapter ports, 12F, 1:8 splitter, 1 forward port, 1 reverse port, stubless HMFOC jack (Pinned)
HXT-B3HA00000MN000	HXT-B3HA00000MN000	Full-size, hardened indexing terminal, full-size adapter ports, 12F, index only, 1 reverse port, stubless HMFOC jack (pinned)

xxxx = cable length. Standard lengths: 100, 150, 200, 250, 300, 400, 500, 750, 1000 feet. For other lengths please see [ordering guide](#).

Hardened indexing terminal (HXT)



MID	Catalog Number	Description
<b>Industry-standard products</b>		
HXT-B2MFAxxxxFN000	HXT-B2MFAxxxxFN000	Hardened indexing terminal, 12F, 2 fiber branching, dielectric flat loose tube, xxxxft, HMFOC plug (female/no pin) tail
HXT-B2MGAxxxxFN000	HXT-B2MGAxxxxFN000	Hardened indexing terminal, 12F, 3 Fiber branching, dielectric flat loose tube, xxxxft, HMFOC plug (female/no pin) tail
HXT-B2MHAxxxxFN000	HXT-B2MHAxxxxFN000	Hardened indexing terminal, 12F, 4 Fiber branching, dielectric flat loose tube, xxxxft, HMFOC plug (female/no pin) tail
HXT-B2MJAxxxxFN000	HXT-B2MJAxxxxFN000	Hardened indexing terminal, 12F, 5 Fiber branching, dielectric flat loose tube, xxxxft, HMFOC plug (female/no pin) tail
HXT-B2MKAxxxxFN000	HXT-B2MKAxxxxFN000	Hardened indexing terminal, 12F, 6 Fiber branching, dielectric flat loose tube, xxxxft, HMFOC plug (female/no pin) tail
HXT-B2MFAxxxxFN000	HXT-B2MFAxxxxFN000	Hardened indexing terminal, 12F, 2 Fiber branching, flat toneable loose tube, xxxxft, HMFOC plug (female/no pin) tail
HXT-B2MGAxxxxFN000	HXT-B2MGAxxxxFN000	Hardened indexing terminal, 12F, 3 Fiber branching, flat toneable loose tube, xxxxft, HMFOC plug (female/no pin) tail
HXT-B2MHAxxxxFN000	HXT-B2MHAxxxxFN000	Hardened indexing terminal, 12F, 4 Fiber branching, flat toneable loose tube, xxxxft, HMFOC plug (female/no pin) tail
HXT-B2MJAxxxxFN000	HXT-B2MJAxxxxFN000	Hardened indexing terminal, 12F, 5 Fiber branching, flat toneable loose tube, xxxxft, HMFOC plug (female/no pin) tail
HXT-B2MKAxxxxFN000	HXT-B2MKAxxxxFN000	Hardened indexing terminal, 12F, 6 Fiber branching, flat toneable loose tube, xxxxft, HMFOC plug (female/no pin) tail

xxxx = cable length. Standard lengths: 100, 150, 200, 250, 300, 400, 500, 750, 1000 feet. For other lengths please see [ordering guide](#).

## 2E Terminals

### [Mini optical termination enclosures \(OTE\)](#)

CommScope's optical termination enclosure (OTE) portfolio was specifically designed to streamline and speed the deployment of fiber while delivering long-lasting reliability, and ultimately peace of mind.

The Mini OTE 300 series was designed with almost limitless choice for styles and configurations to accommodate nearly every unique deployment need.



OTE



### Mini-OTE 300 series

MID	Catalog Number	Description
<b>BABA/BEAD-compliant</b>		
260103821	OTE-02MH-12-EXTG03-U23	OTE, 2 port, 1x2 PLC, full size adapter
260103822	OTE-04MH-14-EXTG03-U23	OTE, 4 port, 1x4 PLC, full size adapter
260103823	OTE-08MH-18-EXTG03-U23	OTE, 8 port, 1x8 PLC, full size adapter
760258068	OTE-08MH-24-EXTG03-U23	OTE, 8 port, 2x1:4 PLC, full size adapter
760258069	OTE-12MH-34-EXTG03-U23	OTE, 12 port, 3x1:4 PLC, full size adapter
OTE-02MH-NN-EXTG03		OTE-2 ports, distribution, full size adapter
OTE-04MH-NN-EXTG03		OTE-4 ports, distribution, full size adapter
OTE-06MH-NN-EXTG03		OTE-6 ports, distribution, full size adapter
OTE-08MH-NN-EXTG03		OTE-8 ports, distribution, full size adapter
300100117780	OTE-012MH-NN-EXTG03	OTE-12ports, distribution, full size adapter
760256489	OTE-02MA-12-EXTG03-U23	OTE, 2 port, 1x2 PLC, Prodigy adapter
760256490	OTE-04MA-14-EXTG03-U23	OTE, 4 port, 1x4 PLC, Prodigy adapter
760256491	OTE-08MA-18-EXTG03-U23	OTE, 8 port, 1x8 PLC, Prodigy adapter
760256492	OTE-02MA-NN-EXTG03	OTE-2 ports, distribution, Prodigy adapter
760256493	OTE-04MA-NN-EXTG03	OTE-4 ports, distribution, Prodigy adapter
760260215	OTE-06MA-NN-EXTG03	OTE-6 ports, distribution, Prodigy adapter
760256494	OTE-08MA-NN-EXTG03	OTE-8 ports, distribution, Prodigy adapter
760256495	OTE-12MA-NN-EXTG03	OTE-12ports, distribution, Prodigy adapter

## 2E Terminals

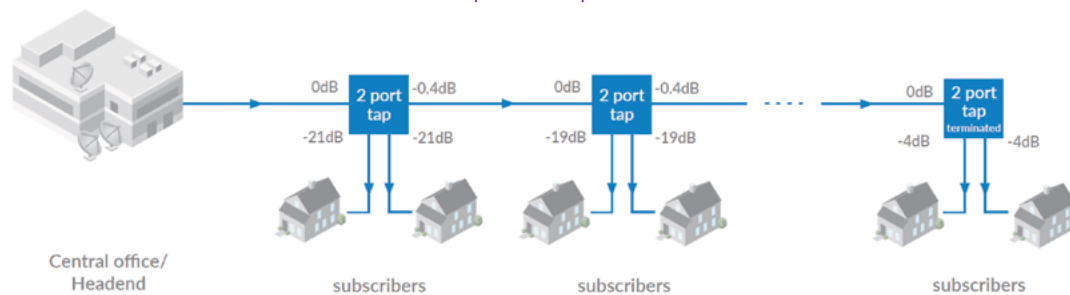
### Mini OTE TAP (optical termination enclosure)

An alternative to centralized and distributed topology is the cascaded tap architecture (below figure), where fiber optic taps are integrated with splitters in a linear, daisy-chain layout. This optical tap design provides a cost-effective solution for rural or low-density FTTH deployments. When paired with optical taps, the mini-OTE 300 lowers deployment costs and strengthens the business case, making it easier to secure funding for projects in rural or sparsely populated areas.



Mini OTE TAP

### Optical tap architecture



MID	Catalog Number	Description
<b>Industry-standard products</b>		
OTE-04MH-12-04TG03	OTE-04MH-12-04TG03	OTE-TAP 1x2 PLC 4 port full 12 4DB
OTE-04MH-12-050G03	OTE-04MH-12-050G03	OTE-TAP 1x2 PLC 4 port full 12 5DB
OTE-04MH-12-070G03	OTE-04MH-12-070G03	OTE-TAP 1x2 PLC 4 port full 12 7DB
OTE-04MH-12-080G03	OTE-04MH-12-080G03	OTE-TAP 1x2 PLC 4 port full 12 8DB
OTE-04MH-12-100G03	OTE-04MH-12-100G03	OTE-TAP 1x2 PLC 4 port full 12 10DB
OTE-04MH-12-120G03	OTE-04MH-12-120G03	OTE-TAP 1x2 PLC 4 port full 12 12DB
OTE-04MH-12-140G03	OTE-04MH-12-140G03	OTE-TAP 1x2 PLC 4 port full 12 14DB
OTE-04MH-12-150G03	OTE-04MH-12-150G03	OTE-TAP 1x2 PLC 4 port full 12 15DB
OTE-04MH-12-170G03	OTE-04MH-12-170G03	OTE-TAP 1x2 PLC 4 port full 12 17DB
OTE-04MH-12-190G03	OTE-04MH-12-190G03	OTE-TAP 1x2 PLC 4 port full 12 19DB
OTE-04MH-12-210G03	OTE-04MH-12-210G03	OTE-TAP 1x2 PLC 4 port full 12 21DB
OTE-08MH-14-07TG03	OTE-08MH-14-07TG03	OTE-TAP 1x4 PLC 8 port full 14 7DB
OTE-08MH-14-090G03	OTE-08MH-14-090G03	OTE-TAP 1x4 PLC 8 port full 14 9DB
OTE-08MH-14-100G03	OTE-08MH-14-100G03	OTE-TAP 1x4 PLC 8 port full 14 10DB
OTE-08MH-14-110G03	OTE-08MH-14-110G03	OTE-TAP 1x4 PLC 8 port full 14 11DB
OTE-08MH-14-130G03	OTE-08MH-14-130G03	OTE-TAP 1x4 PLC 8 port full 14 13DB
OTE-08MH-14-150G03	OTE-08MH-14-150G03	OTE-TAP 1x4 PLC 8 port full 14 15DB
OTE-08MH-14-170G03	OTE-08MH-14-170G03	OTE-TAP 1x4 PLC 8 port full 14 17DB
OTE-08MH-14-190G03	OTE-08MH-14-190G03	OTE-TAP 1x4 PLC 8 port full 14 19DB
OTE-08MH-14-210G03	OTE-08MH-14-210G03	OTE-TAP 1x4 PLC 8 port full 14 21DB
OTE-12MH-18-11TG03	OTE-12MH-18-11TG03	OTE-TAP 1x8 PLC 12 port full 18 11DB
OTE-12MH-18-120G03	OTE-12MH-18-120G03	OTE-TAP 1x8 PLC 12 port full 18 12DB
OTE-12MH-18-140G03	OTE-12MH-18-140G03	OTE-TAP 1x8 PLC 12 port full 18 14DB
OTE-12MH-18-150G03	OTE-12MH-18-150G03	OTE-TAP 1x8 PLC 12 port full 18 15DB
OTE-12MH-18-170G03	OTE-12MH-18-170G03	OTE-TAP 1x8 PLC 12 port full 18 17DB
OTE-12MH-18-190G03	OTE-12MH-18-190G03	OTE-TAP 1x8 PLC 12 port full 18 19DB
OTE-12MH-18-210G03	OTE-12MH-18-210G03	OTE-TAP 1x8 PLC 12 port full 18 21DB
OTE-12MH-18-220G03	OTE-12MH-18-220G03	OTE-TAP 1x8 PLC 12 port full 18 22DB

## 2E Terminals

### Optical fiber distribution closure series

CommScope offers the industry's most versatile outdoor fiber distribution closure (OFDC) family. Including three different series, the OFDC family accepts a wide range of distribution and drop cables, thus responding to virtually all application requirements. Each series has a common housing that can be configured to handle different connectivity solutions, such as splice-only, pre-connectorized drop cables, and field-installable connectors (FIC)—significantly simplifying training. Modularly built, it allows easy integration of optical components, even at later deployment stages, and easy pass-through cabling. Advanced gel sealing technology ensures fast and easy field handling without a need for special tools. Compatible with all deployment network architectures: centralized, distributed cascaded and TAP applications.



OFDC C12 series—high density



OFDC C12 series



### OFDC C12 series

MID	Catalog Number	Description
<b>BABA/BEAD-compliant</b>		
760258540-US	OFDC-C12-NN/00-NN-N-HD-US	High density OFDC C12 fiber optic splice/patch closure, gel sealing, 144 splice capacity, no adapters, no pigtails
760258541-US	OFDC-C12-S2/TT-NN-N-HD-US	High density OFDC C12 fiber optic splice/patch closure, gel sealing, 144 splice capacity, 12 SC/APC adapters and pigtails
760258542-US	OFDC-C12-S2/T0-12-N-HD-US	High density OFDC C12 fiber optic splice/patch closure, gel sealing, 144 splice capacity, 12 SC/APC adapters, 1:2 pre-connectorized splitter
760258543-US	OFDC-C12-S2/T0-14-N-HD-US	High density OFDC C12 fiber optic splice/patch closure, gel sealing, 144 splice capacity, 12 SC/APC adapters, 1:4 pre-connectorized splitter
760258544-US	OFDC-C12-S2/T0-18-N-HD-US	High density OFDC C12 fiber optic splice/patch closure, gel sealing, 144 splice capacity, 12 SC/APC adapters, 1:8 pre-connectorized splitter
760258542-US	OFDC-C12-S2/T0-12-N-HD-US	OFDC C12 fiber optic patch closure, gel cable sealing, 12 SC/APC adapters, no pigtails, 1:2 splitter, no mounting kit
760258543-US	OFDC-C12-S2/T0-14-N-HD-US	OFDC C12 fiber optic patch closure, gel cable sealing, 12 SC/APC adapters, no pigtails, 1:4 splitter, no mounting kit
760258544-US	OFDC-C12-S2/T0-18-N-HD-US	OFDC C12 fiber optic patch closure, gel cable sealing, 12 SC/APC adapters, no pigtails, 1:8 splitter, no mounting kit
760258545-US	OFDC-C12-S2/20-2T05-N-HD-US	OFDC C12 fiber optic series with rural taps, gel cable sealing, 2 drop taps @ 5dB each, no mounting kit
760258546-US	OFDC-C12-S2/20-2T07-N-HD-US	OFDC C12 fiber optic series with rural taps, gel cable sealing, 2 drop taps @ 7dB each, no mounting kit
760258547-US	OFDC-C12-S2/20-2T08-N-HD-US	OFDC C12 fiber optic series with rural taps, gel cable sealing, 2 drop taps @ 8dB each, no mounting kit
760258548-US	OFDC-C12-S2/20-2T10-N-HD-US	OFDC C12 fiber optic series with rural taps, gel cable sealing, 2 drop taps @ 10dB each, no mounting kit
760258549-US	OFDC-C12-S2/20-2T12-N-HD-US	OFDC C12 fiber optic series with rural taps, gel cable sealing, 2 drop taps @ 12dB each, no mounting kit
760258550-US	OFDC-C12-S2/20-2T14-N-HD-US	OFDC C12 fiber optic series with rural taps, gel cable sealing, 2 drop taps @ 14dB each, no mounting kit
760258551-US	OFDC-C12-S2/20-2T15-N-HD-US	OFDC C12 fiber optic series with rural taps, gel cable sealing, 2 drop taps @ 15dB each, no mounting kit
760258552-US	OFDC-C12-S2/20-2T17-N-HD-US	OFDC C12 fiber optic series with rural taps, gel cable sealing, 2 drop taps @ 17dB each, no mounting kit

\*Standard OFDC-C12 configurations can be found on [CommScope e-Catalog](#).

**OFDC C12 series**



MID	Catalog Number	Description
<b>BABA/BEAD-compliant</b>		
760258553-US	OFDC-C12-S2/20-2T19-N-HD-US	OFDC C12 fiber optic series with rural taps, gel cable sealing, 2 drop taps @ 19dB each, no mounting kit
760258554-US	OFDC-C12-S2/20-2T21-N-HD-US	OFDC C12 fiber optic series with rural taps, gel cable sealing, 2 drop taps @ 21dB each, no mounting kit
760258555-US	OFDC-C12-S2/20-2T04T-N-HD-US	OFDC C12 fiber optic series with rural taps, gel cable sealing, 2 drop taps @ 4dB each with terminating tap, no mounting kit
760258556-US	OFDC-C12-S2/40-4T15-N-HD-US	OFDC C12 fiber optic series with rural taps, gel cable sealing, 4 drop taps @ 15dB each, no mounting kit
760258557-US	OFDC-C12-S2/40-4T07T-N-HD-US	OFDC C12 fiber optic series with rural taps, gel cable sealing, 4 drop taps @ 7dB each with terminating tap, no mounting kit
760258558-US	OFDC-C12-S2/40-4T09-N-HD-US	OFDC C12 fiber optic series with rural taps, gel cable sealing, 4 drop taps @ 9dB each, no mounting kit
760258559-US	OFDC-C12-S2/40-4T10-N-HD-US	OFDC C12 fiber optic series with rural taps, gel cable sealing, 4 drop taps @ 10dB each, no mounting kit
760258560-US	OFDC-C12-S2/40-4T11-N-HD-US	OFDC C12 fiber optic series with rural taps, gel cable sealing, 4 drop taps @ 11dB each, no mounting kit
760258561-US	OFDC-C12-S2/40-4T13-N-HD-US	OFDC C12 fiber optic series with rural taps, gel cable sealing, 4 drop taps @ 13dB each, no mounting kit
760258562-US	OFDC-C12-S2/40-4T17-N-HD-US	OFDC C12 fiber optic series with rural taps, gel cable sealing, 4 drop taps @ 17dB each, no mounting kit
760258563-US	OFDC-C12-S2/40-4T19-N-HD-US	OFDC C12 fiber optic series with rural taps, gel cable sealing, 4 drop taps @ 19dB each, no mounting kit
760258564-US	OFDC-C12-S2/40-4T21-N-HD-US	OFDC C12 fiber optic series with rural taps, gel cable sealing, 4 drop taps @ 21dB each, no mounting kit
760258565-US	OFDC-C12-S2/80-8T19-N-HD-US	OFDC C12 fiber optic series with rural taps, gel cable sealing, 8 drop taps @ 19dB each, no mounting kit
760258566-US	OFDC-C12-S2/80-8T15-N-HD-US	OFDC C12 fiber optic series with rural taps, gel cable sealing, 8 drop taps @ 15dB each, no mounting kit
760258567-US	OFDC-C12-S2/80-8T17-N-HD-US	OFDC C12 fiber optic series with rural taps, gel cable sealing, 8 drop taps @ 17dB each, no mounting kit
760258568-US	OFDC-C12-S2/80-8T11T-N-HD-US	OFDC C12 fiber optic series with rural taps, gel cable sealing, 8 drop taps @ 11dB each with terminating tap, no mounting kit
760258569-US	OFDC-C12-S2/80-8T12-N-HD-US	OFDC C12 fiber optic series with rural taps, gel cable sealing, 8 drop taps @ 12dB each with terminating tap, no mounting kit
760258570-US	OFDC-C12-S2/80-8T14-N-HD-US	OFDC C12 fiber optic series with rural taps, gel cable sealing, 8 drop taps @ 14dB each with terminating tap, no mounting kit
760258571-US	OFDC-C12-S2/80-8T21-N-HD-US	OFDC C12 fiber optic series with rural taps, gel cable sealing, 8 drop taps @ 21dB each, no mounting kit

MID	Catalog Number	Description
<b>Industry-standard products</b>		
760258540	OFDC-C12-NN/00-NN-N-HD	High density OFDC C12 fiber optic splice/patch closure, gel sealing, 144 splice capacity, no adapters, no pigtails
760258541	OFDC-C12-S2/TT-NN-N-HD	High density OFDC C12 fiber optic splice/patch closure, gel sealing, 144 splice capacity, 12 SC/APC adapters and pigtails
76025854	OFDC-C12-S2/T0-12-N-HD	High density OFDC C12 fiber optic splice/patch closure, gel sealing, 144 splice capacity, 12 SC/APC adapters, 1:2 pre-connectorized splitter
760258543	OFDC-C12-S2/T0-14-N-HD	High density OFDC C12 fiber optic splice/patch closure, gel sealing, 144 splice capacity, 12 SC/APC adapters, 1:4 pre-connectorized splitter
760258544	OFDC-C12-S2/T0-18-N-HD	High density OFDC C12 fiber optic splice/patch closure, gel sealing, 144 splice capacity, 12 SC/APC adapters, 1:8 pre-connectorized splitter



\*Standard OFDC-C12 configurations can be found on [CommScope e-Catalog](#).

## 2E Terminals

### OFDC A4 series

MID	Catalog Number	Description
<b>Industry-standard products</b>		
760241442	OFDC-A4-NN/00-NN-N-24	OFDC-A4 fiber optic splice/patch closure, gel sealing, 24 fiber splices, no adapters, no pigtails
760241443	OFDC-A4-S2/44-NN-N-24	OFDC-A4 fiber optic splice/patch closure, gel sealing, 24 fiber splices, 4 SC/APC adapters and pigtails
760248160	OFDC-A4-L2/88-NN-N-24	OFDC-A4 fiber optic splice/patch closure, gel sealing, 24 fiber splices, 4 Duplex LC/APC adapters and pigtails
760248982	OFDC-A4-S2/22-12-N-12	OFDC-A4 fiber optic splice/patch closure, gel sealing, 12 fiber splices, 4 SC/APC adapters, 1:2 pre-connectorized splitter
760248941	OFDC-A4-S2/44-14-N-12	OFDC-A4 fiber optic splice/patch closure, gel sealing, 12 fiber splices, 4 SC/APC adapters, 1:4 pre-connectorized splitter
760250994	OFDC-A4-L2/80-18-N-12	OFDC-A4 fiber optic splice/patch closure, gel sealing, 12 fiber splices, 4 Duplex LC/APC adapters, 1:8 pre-connectorized splitter



OFDC A4 series

### OFDC B8G series

MID	Catalog Number	Description
<b>Industry-standard products</b>		
760246247	OFDC-B8G-NN/00-NN-N-72	OFDC B8G fiber optic splice/patch closure, gel sealing, 6 pre-installed 12-fiber splice trays, no adapters, no pigtails
760246249	OFDC-B8G-S2/88-NN-N-72	OFDC B8G fiber optic splice/patch closure, gel sealing, 6 pre-installed 12-fiber splice trays, 8 SC/APC adapters and pigtails
760251786	OFDC-B8G-L2/GG-NN-N-72	OFDC B8G fiber optic splice/patch closure, gel sealing, 6 pre-installed 12-fiber splice trays, 8 duplex LC/APC adapters and pigtails
760250032	OFDC-B8G-S2/82-12-NN-72	OFDC B8G fiber optic splice/patch closure, gel sealing, 6 pre-installed 12-fiber splice trays, 8 SC/APC adapters, 1:2 pre-connectorized splitter
760250033	OFDC-B8G-S2/84-14-NN-72	OFDC B8G fiber optic splice/patch closure, gel sealing, 6 pre-installed 12-fiber splice trays, 8 SC/APC adapters, 1:4 pre-connectorized splitter
760246248	OFDC-B8G-S2/88-18-N-72	OFDC B8G fiber optic splice/patch closure, gel sealing, 6 pre-installed 12-fiber splice trays, 8 SC/APC adapters, 1:8 pre-connectorized splitter
760251031	OFDC-B8G-L2/G0-1G-N-72	OFDC B8G fiber optic splice/patch closure, gel sealing, 6 pre-installed 12-fiber splice trays, 8 duplex LC/APC adapters, 1:16 pre-connectorized splitter



OFDC B8G series

### Accessories

MID	Catalog Number	Description
EM2200-001	OFDC-C12-BRKSTRAND	Strand mount bracket, set of two hangers. Valid for all OFDC series sizes.
EM0958-001	OFDC-C12-GROUNDKIT	Ground wire for OFDC
760259415	OFDC-GROUNDKIT-BONDCLAMP	Bond clamp for OFDC-C12
760253871	Universal Bracket FTTX	OFDC-C12 universal bracket
CS0940-000	S1515-30X1.5X700-AUTO-N	Gel strip, 1 pc is a roll of 70 cm / 27 inch. MOQ is 4 pc (in a bag). Required for 2 cables per port.
RH0073-000	FOSC-ACC-LBT-WRAP-100	Velcro tape for buffer tube routing
CY3280-000	OFDC-C12-POLE-BRKT-METRIC	OFDC-C12 pole mount bracket kit that attaches to the pole by strapping. <b>**metric hardware**</b>
418289-000	SMOUV-1120-02-PK	SMOUV heat shrink splice protective sleeve 45.00 mm (1.77 in), pack of 100 pcs
760245278	OFDC-B8G POLE MNT BRKT KIT	OFDC-B8G pole mount bracket kit that attaches to the pole by strapping or screwing a lug into a wooden pole. <b>**Metric Hardware**</b>
76024567	OFDC-A4-EXT-SG/44	Extension kit: adapter panel, 4 SC/APC adapters, 4 SC/APC pigtails, 4 SMOUV 45mm splice protectors, 8mm dummy rod
760243998	OFDC-A4-EXT-SG/22	Extension kit: adapter panel, 2 SC/APC adapters, 2 SC/APC pigtails, 2 SMOUV 45mm splice protectors, 8mm dummy rod
760243997	OFDC-A4-EXT-L1/80	Extension kit: adapter panel, 4 LC/UPC adapters

## 2E Terminals

### CSC compact splice closures

Designed for FTTH drop applications, CSC compact closures are easily configurable and are available in high volumes to meet demand. From the beginning, CommScope's CSC compact closures were designed for ease of installation and access. And because we began with that goal in mind, your technicians will love the way this totally new component simplifies their fieldwork. Featuring built-in mounting clips and straps, they're easily and quickly mounted on nearly any surface. And to ease installation and maintenance, CommScope's mounting bracket can be used in all applications.

CSC compact closures come with a QR code that allows installers to access CommScope's cTrak® app. With one click, cTrak provides a wealth of product information, specifications, installation instructions, videos, schematics, and test results. CSC compact closures offer an optional customer configurable ID plate to ease network record-keeping.



CSC 40

### Compact closures CSC 40



MID	Catalog Number	Description
<b>BABA/BEAD-compliant</b>		
CSC1-U5A1A1BA000-US	CSC1-U5A1A1BA000-US	CSC 40, splice only, no adapters, no pigtails, Smouv 45, no mounting attachments
CSC1-U5A1A1BB000-US	CSC1-U5A1A1BB000-US	CSC 40, splice only, no adapters, no pigtails, Smouv 45, mounting clips
CSC1-U5A1A1BC000-US	CSC1-U5A1A1BC000-US	CSC 40, splice only, no adapters, no pigtails, Smouv 45, mounting bracket
CSC1-U3C3A1BA000-US	CSC1-U3C3A1BA000-US	CSC 40, SC/APC, 4 adapters, 4 pigtails, Smouv 45, no mounting attachments
CSC1-U3C3A1BB000-US	CSC1-U3C3A1BB000-US	CSC 40, SC/APC, 4 adapters, 4 pigtails, Smouv 45, mounting clips
CSC1-U3C3A1BC000-US	CSC1-U3C3A1BC000-US	CSC 40, SC/APC, 4 adapters, 4 pigtails, Smouv 45, mounting bracket
CSC1-U3C1A2BA000-US	CSC1-U3C1A2BA000-US	CSC 40, SC/APC, 4 adapters, 1x2 splitter, Smouv 45, no mounting attachments
CSC1-U3C1A2BB000-US	CSC1-U3C1A2BB000-US	CSC 40, SC/APC, 4 adapters, 1x2 splitter, Smouv 45, mounting clips
CSC1-U3C1A2BC000-US	CSC1-U3C1A2BC000-US	CSC 40, SC/APC, 4 adapters, 1x2 splitter, Smouv 45, mounting bracket
CSC1-U3C1A3BA000-US	CSC1-U3C1A3BA000-US	CSC 40, SC/APC, 4 adapters, 1x4 splitter, Smouv 45, no mounting attachments
CSC1-U3C1A3BB000-US	CSC1-U3C1A3BB000-US	CSC 40, SC/APC, 4 adapters, 1x4 splitter, Smouv 45, mounting clips
CSC1-U3C1A3BC000-US	CSC1-U3C1A3BC000-US	CSC 40, SC/APC, 4 adapters, 1x4 splitter, Smouv 45, mounting bracket



MID	Catalog Number	Description
<b>Industry-standard products</b>		
CSC1-U5A1A1BA000	CSC1-U5A1A1BA000	CSC 40, splice only, no adapters, no pigtails, Smouv 45, no mounting attachments
CSC1-U5A1A1BB000	CSC1-U5A1A1BB000	CSC 40, splice only, no adapters, no pigtails, Smouv 45, mounting clips
CSC1-U5A1A1BC000	CSC1-U5A1A1BC000	CSC 40, splice only, no adapters, no pigtails, Smouv 45, mounting bracket
CSC1-U3C3A1BA000	CSC1-U3C3A1BA000	CSC 40, SC/APC, 4 adapters, 4 pigtails, Smouv 45, no mounting attachments
CSC1-U3C3A1BB000	CSC1-U3C3A1BB000	CSC 40, SC/APC, 4 adapters, 4 pigtails, Smouv 45, mounting clips
CSC1-U3C3A1BC000	CSC1-U3C3A1BC000	CSC 40, SC/APC, 4 adapters, 4 pigtails, Smouv 45, mounting bracket
CSC1-U3C1A2BA000	CSC1-U3C1A2BA000	CSC 40, SC/APC, 4 adapters, 1x2 splitter, Smouv 45, no mounting attachments
CSC1-U3C1A2BB000	CSC1-U3C1A2BB000	CSC 40, SC/APC, 4 adapters, 1x2 splitter, Smouv 45, mounting clips
CSC1-U3C1A2BC000	CSC1-U3C1A2BC000	CSC 40, SC/APC, 4 adapters, 1x2 splitter, Smouv 45, mounting bracket
CSC1-U3C1A3BA000	CSC1-U3C1A3BA000	CSC 40, SC/APC, 4 adapters, 1x4 splitter, Smouv 45, no mounting attachments
CSC1-U3C1A3BB000	CSC1-U3C1A3BB000	CSC 40, SC/APC, 4 adapters, 1x4 splitter, Smouv 45, mounting clips
CSC1-U3C1A3BC000	CSC1-U3C1A3BC000	CSC 40, SC/APC, 4 adapters, 1x4 splitter, Smouv 45, mounting bracket

CSC 100



### Compact closures CSC 100

MID	Catalog Number	Description
<b>BABA/BEAD-compliant</b>		
CSC3-M5A1A1BA000-US	CSC3-M5A1A1BA000-US	CSC 100, splice only, no adapters, no pigtails, Smouv 45, no mounting attachments
CSC3-M5A1A1BB000-US	CSC3-M5A1A1BB000-US	CSC 100, splice only, no adapters, no pigtails, Smouv 45, mounting clips
CSC3-M5A1A1BC000-US	CSC3-M5A1A1BC000-US	CSC 100, splice only, no adapters, no pigtails, Smouv 45, mounting bracket
CSC3-M3D4A1BA000-US	CSC3-M3D4A1BA000-US	CSC 100, SC/APC, 6 adapters, 6 pigtails, Smouv 45, no mounting attachments
CSC3-M3D4A1BB000-US	CSC3-M3D4A1BB000-US	CSC 100, SC/APC, 6 adapters, 6 pigtails, Smouv 45, mounting clips
CSC3-M3D4A1BC000-US	CSC3-M3D4A1BC000-US	CSC 100, SC/APC, 6 adapters, 6 pigtails, Smouv 45, mounting bracket
CSC3-M3D1A2BA000-US	CSC3-M3D1A2BA000-US	CSC 100, SC/APC, 6 adapters, 1x2 splitter, Smouv 45, no mounting attachments
CSC3-M3D1A2BB000-US	CSC3-M3D1A2BB000-US	CSC 100, SC/APC, 6 adapters, 1x2 splitter, Smouv 45, mounting clips
CSC3-M3D1A2BC000-US	CSC3-M3D1A2BC000-US	CSC 100, SC/APC, 6 adapters, 1x2 splitter, Smouv 45, mounting bracket
CSC3-M3D1A3BA000-US	CSC3-M3D1A3BA000-US	CSC 100, SC/APC, 6 adapters, 1x4 splitter, Smouv 45, no mounting attachments
CSC3-M3D1A3BB000-US	CSC3-M3D1A3BB000-US	CSC 100, SC/APC, 6 adapters, 1x4 splitter, Smouv 45, mounting clips
CSC3-M3D1A3BC000-US	CSC3-M3D1A3BC000-US	CSC 100, SC/APC, 6 adapters, 1x4 splitter, Smouv 45, mounting bracket
CSC3-M4D1A4BA000-US	CSC3-M4D1A4BA000-US	CSC 100, LC/APC, 6 adapters, 1x8 splitter, Smouv 45, no mounting attachments
CSC3-M4D1A4BB000-US	CSC3-M4D1A4BB000-US	CSC 100, LC/APC, 6 adapters, 1x8 splitter, Smouv 45, mounting clips
CSC3-M4D1A4BC000-US	CSC3-M4D1A4BC000-US	CSC 100, LC/APC, 6 adapters, 1x8 splitter, Smouv 45, mounting bracket



MID	Catalog Number	Description
<b>Industry-standard products</b>		
CSC3-M5A1A1BA000	CSC3-M5A1A1BA000	CSC 100, splice only, no adapters, no pigtails, Smouv 45, no mounting attachments
CSC3-M5A1A1BB000	CSC3-M5A1A1BB000	CSC 100, splice only, no adapters, no pigtails, Smouv 45, mounting clips
CSC3-M5A1A1BC000	CSC3-M5A1A1BC000	CSC 100, splice only, no adapters, no pigtails, Smouv 45, mounting bracket
CSC3-M3D4A1BA000	CSC3-M3D4A1BA000	CSC 100, SC/APC, 6 adapters, 6 pigtails, Smouv 45, no mounting attachments
CSC3-M3D4A1BB000	CSC3-M3D4A1BB000	CSC 100, SC/APC, 6 adapters, 6 pigtails, Smouv 45, mounting clips
CSC3-M3D4A1BC000	CSC3-M3D4A1BC000	CSC 100, SC/APC, 6 adapters, 6 pigtails, Smouv 45, mounting bracket
CSC3-M3D1A2BA000	CSC3-M3D1A2BA000	CSC 100, SC/APC, 6 adapters, 1x2 splitter, Smouv 45, no mounting attachments
CSC3-M3D1A2BB000	CSC3-M3D1A2BB000	CSC 100, SC/APC, 6 adapters, 1x2 splitter, Smouv 45, mounting clips
CSC3-M3D1A2BC000	CSC3-M3D1A2BC000	CSC 100, SC/APC, 6 adapters, 1x2 splitter, Smouv 45, mounting bracket
CSC3-M3D1A3BA000	CSC3-M3D1A3BA000	CSC 100, SC/APC, 6 adapters, 1x4 splitter, Smouv 45, no mounting attachments
CSC3-M3D1A3BB000	CSC3-M3D1A3BB000	CSC 100, SC/APC, 6 adapters, 1x4 splitter, Smouv 45, mounting clips
CSC3-M3D1A3BC000	CSC3-M3D1A3BC000	CSC 100, SC/APC, 6 adapters, 1x4 splitter, Smouv 45, mounting bracket
CSC3-M4D1A4BA000	CSC3-M4D1A4BA000	CSC 100, LC/APC, 6 adapters, 1x8 splitter, Smouv 45, no mounting attachments
CSC3-M4D1A4BB000	CSC3-M4D1A4BB000	CSC 100, LC/APC, 6 adapters, 1x8 splitter, Smouv 45, mounting clips
CSC3-M4D1A4BC000	CSC3-M4D1A4BC000	CSC 100, LC/APC, 6 adapters, 1x8 splitter, Smouv 45, mounting bracket

CSC 200



**Compact closures CSC 200**

MID	Catalog Number	Description
<b>BABA/BEAD-compliant</b>		
CSC7-E5A1A1BA000-US	CSC7-E5A1A1BA000-US	CSC 200, SF trays open routing, splice only, no adapters, no pigtails, Smouv 45, no mounting attachments
CSC7-E5A1A1BB000-US	CSC7-E5A1A1BB000-US	CSC 200, SF trays open routing, splice only, no adapters, no pigtails, Smouv 45, mounting clips
CSC7-E5A1A1BC000-US	CSC7-E5A1A1BC000-US	CSC 200, SF trays open routing, splice only, no adapters, no pigtails, Smouv 45, mounting bracket
CSC7-E3F6A1BA000-US	CSC7-E3F6A1BA000-US	CSC 200, SF trays open routing, SC/APC, 12 adapters, 12 pigtails, Smouv 45, no mounting attachments
CSC7-E3F6A1BB000-US	CSC7-E3F6A1BB000-US	CSC 200, SF trays open routing, SC/APC, 12 adapters, 12 pigtails, Smouv 45, mounting clips
CSC7-E3F6A1BC000-US	CSC7-E3F6A1BC000-US	CSC 200, SF trays open routing, SC/APC, 12 adapters, 12 pigtails, Smouv 45, mounting bracket
CSC7-E3F1A2BA000-US	CSC7-E3F1A2BA000-US	CSC 200, SF trays open routing, SC/APC, 12 adapters, 1x2 splitter, Smouv 45, no mounting attachments
CSC7-E3F1A2BB000-US	CSC7-E3F1A2BB000-US	CSC 200, SF trays open routing, SC/APC, 12 adapters, 1x2 splitter, Smouv 45, mounting clips
CSC7-E3F1A2BC000-US	CSC7-E3F1A2BC000-US	CSC 200, SF trays open routing, SC/APC, 12 adapters, 1x2 splitter, Smouv 45, mounting bracket
CSC7-E3F1A3BA000-US	CSC7-E3F1A3BA000-US	CSC 200, trays open routing, SC/APC, 12 adapters, 1x4 splitter, Smouv 45, no mounting attachments
CSC7-E3F1A3BB000-US	CSC7-E3F1A3BB000-US	CSC 200, trays open routing SC/APC, 12 adapters, 1x4 splitter, Smouv 45, mounting clips
CSC7-E3F1A3BC000-US	CSC7-E3F1A3BC000-US	CSC 200, trays open routing, SC/APC, 12 adapters, 1x4 splitter, Smouv 45, mounting bracket
CSC7-E3F1A4BA000-US	CSC7-E3F1A4BA000-US	CSC 200, trays open routing, SC/APC, 12 adapters, 1x8 splitter, Smouv 45, no mounting attachments
CSC7-E3F1A4BB000-US	CSC7-E3F1A4BB000-US	CSC 200, SF trays open routing, SC/APC, 12 adapters, 1x8 splitter, Smouv 45, mounting clips
CSC7-E3F1A4BC000-US	CSC7-E3F1A4BC000-US	CSC 200, SF trays open routing, SC/APC, 12 adapters, 1x8 splitter, Smouv 45, mounting bracket
CSC7-E3N1A5BA000-US	CSC7-E3N1A5BA000-US	CSC 200, SF trays open routing, SC/APC, 12 adapters, 1x16 splitter, Smouv 45, no mounting attachments
CSC7-E3N1A5BB000-US	CSC7-E3N1A5BB000-US	CSC 200, SF trays open routing, SC/APC, 12 adapters, 1x16 splitter, Smouv 45, mounting clips
CSC7-E3N1A5BC000-US	CSC7-E3N1A5BC000-US	CSC 200, SF trays open routing, SC/APC, 12 adapters, 1x16 splitter, Smouv 45, mounting bracket

CSC 200



## Compact closures CSC 200

MID	Catalog Number	Description
<b>Industry-standard products</b>		
CSC7-E5A1A1BA000	CSC7-E5A1A1BA000	CSC 200, SF trays open routing, splice only, no adapters, no pigtails, Smouv 45, no mounting attachments
CSC7-E5A1A1BB000	CSC7-E5A1A1BB000	CSC 200, SF trays open routing, splice only, no adapters, no pigtails, Smouv 45, mounting clips
CSC7-E5A1A1BC000	CSC7-E5A1A1BC000	CSC 200, SF trays open routing, splice only, no adapters, no pigtails, Smouv 45, mounting bracket
CSC7-E3F6A1BA000	CSC7-E3F6A1BA000	CSC 200, SF trays open routing, SC/APC, 12 adapters, 12 pigtails, Smouv 45, no mounting attachments
CSC7-E3F6A1BB000	CSC7-E3F6A1BB000	CSC 200, SF trays open routing, SC/APC, 12 adapters, 12 pigtails, Smouv 45, mounting clips
CSC7-E3F6A1BC000	CSC7-E3F6A1BC000	CSC 200, SF trays open routing, SC/APC, 12 adapters, 12 pigtails, Smouv 45, mounting bracket
CSC7-E3F1A2BA000	CSC7-E3F1A2BA000	CSC 200, SF trays open routing, SC/APC, 12 adapters, 1x2 splitter, Smouv 45, no mounting attachments
CSC7-E3F1A2BB000	CSC7-E3F1A2BB000	CSC 200, SF trays open routing, SC/APC, 12 adapters, 1x2 splitter, Smouv 45, mounting clips
CSC7-E3F1A2BC000	CSC7-E3F1A2BC000	CSC 200, SF trays open routing, SC/APC, 12 adapters, 1x2 splitter, Smouv 45, mounting bracket
CSC7-E3F1A3BA000	CSC7-E3F1A3BA000	CSC 200, trays open routing, SC/APC, 12 adapters, 1x4 splitter, Smouv 45, no mounting attachments
CSC7-E3F1A3BB000	CSC7-E3F1A3BB000	CSC 200, trays open routing SC/APC, 12 adapters, 1x4 splitter, Smouv 45, mounting clips
CSC7-E3F1A3BC000	CSC7-E3F1A3BC000	CSC 200, trays open routing, SC/APC, 12 adapters, 1x4 splitter, Smouv 45, mounting bracket
CSC7-E3F1A4BA000	CSC7-E3F1A4BA000	CSC 200, trays open routing, SC/APC, 12 adapters, 1x8 splitter, Smouv 45, no mounting attachments
CSC7-E3F1A4BB000	CSC7-E3F1A4BB000	CSC 200, SF trays open routing, SC/APC, 12 adapters, 1x8 splitter, Smouv 45, mounting clips
CSC7-E3F1A4BC000	CSC7-E3F1A4BC000	CSC 200, SF trays open routing, SC/APC, 12 adapters, 1x8 splitter, Smouv 45, mounting bracket
CSC7-E3N1A5BA000	CSC7-E3N1A5BA000	CSC 200, SF trays open routing, SC/APC, 12 adapters, 1x16 splitter, Smouv 45, no mounting attachments
CSC7-E3N1A5BB000	CSC7-E3N1A5BB000	CSC 200, SF trays open routing, SC/APC, 12 adapters, 1x16 splitter, Smouv 45, mounting clips
CSC7-E3N1A5BC000	CSC7-E3N1A5BC000	CSC 200, SF trays open routing, SC/APC, 12 adapters, 1x16 splitter, Smouv 45, mounting bracket

## FibrBox



MID	Catalog Number	Description
<b>Industry-standard products</b>		
1H5935-000	FIBRBOX-C-12-1-CS	FIBRBOX fiber optic pedestal, wall, or pole mount splice enclosure, buffer tube storage up to 96 fiber cable, 96 single splices or 288 mass fusion, with ground block, and gasket sealed door
D68198-000	FIBRBOX-PEDMTGKT-UNIVBP5	Universal pedestal mount for FibrBox



## 2F Drop cables

HCA drop cables are ruggedly designed and hardened to protect from extreme outside plant temperatures, moisture, and chemicals. Backward-compatible with older generations of hardened and non-hardened connector systems, HCA drop cable integrates seamlessly into existing fiber optic networks. This series offers a large variety of cable types and innovative configurations.

The ultimate plug-and-play solution for durable and reliable service connections

- Technician friendly to greatly simplify installation and maintenance by minimizing splicing
- Cost-effective solutions that contribute to lower overall costs
- Available with one or both ends connectorized
- Available in standard lengths up to 2500 feet
- Available in dielectric and toneable hardened cable



Universal drop cable



MID	Catalog Number	Description
<b>BABA/BEAD-compliant</b>		
HCA-AA1AxxxxFB	HCA-AA1AxxxxFB	Fiber optic drop cable assembly, Prodigy connector core to Prodigy connector core, SST dielectric cable
HCA-AA1BxxxxFB	HCA-AA1BxxxxFB	Fiber optic drop cable assembly, Prodigy connector core to Prodigy connector core, SST toneable cable
HCA-AA1CxxxxFB	HCA-AA1CxxxxFB	Fiber optic drop cable assembly, Prodigy connector core to Prodigy connector core, USD dielectric cable
HCA-AA1DxxxxFB	HCA-AA1DxxxxFB	Fiber optic drop cable assembly, Prodigy connector core to Prodigy connector core, USD toneable cable
HCA-A01AxxxxFB	HCA-A01AxxxxFB	Fiber optic drop cable assembly, Prodigy connector core to stub, SST dielectric cable
HCA-A01BxxxxFB	HCA-A01BxxxxFB	Fiber optic drop cable assembly, Prodigy connector core to stub, SST toneable cable
HCA-A01CxxxxFB	HCA-A01CxxxxFB	Fiber optic drop cable assembly, Prodigy connector core to stub, USD dielectric cable
HCA-A01DxxxxFB	HCA-A01DxxxxFB	Fiber optic drop cable assembly, Prodigy connector core to stub, USD toneable cable
HCA-AL1AxxxxFB	HCA-AL1AxxxxFB	Fiber optic drop cable assembly, Prodigy connector core to SC/APC, SST dielectric cable
HCA-AL1BxxxxFB	HCA-AL1BxxxxFB	Fiber optic drop cable assembly, Prodigy connector core to SC/APC, SST toneable cable
HCA-AL1CxxxxFB	HCA-AL1CxxxxFB	Fiber optic drop cable assembly, Prodigy connector core to SC/APC, USD dielectric cable
HCA-AL1DxxxxFB	HCA-AL1DxxxxFB	Fiber optic drop cable assembly, Prodigy connector core to SC/APC, USD toneable cable
HCA-HH1AxxxxFB	HCA-HH1AxxxxFB	Fiber optic drop cable assembly, Prodigy connector core with full size Converter to Prodigy connector core with full size converter, SST dielectric cable
HCA-HH1BxxxxFB	HCA-HH1BxxxxFB	Fiber optic drop cable assembly, Prodigy connector core with full size converter to Prodigy connector core with full size converter, SST toneable cable
HCA-HH1CxxxxFB	HCA-HH1CxxxxFB	Fiber optic drop cable assembly, Prodigy connector core with full size converter to Prodigy connector core with full size converter, USD dielectric cable
HCA-HH1DxxxxFB	HCA-HH1DxxxxFB	Fiber optic drop cable assembly, Prodigy connector core with full size converter to Prodigy connector core with full size converter, USD toneable cable
HCA-H01AxxxxFB	HCA-H01AxxxxFB	Fiber optic drop cable assembly, Prodigy connector core with full size converter to stub, SST dielectric cable
HCA-H01BxxxxFB	HCA-H01BxxxxFB	Fiber optic drop cable assembly, Prodigy connector core with full size converter to stub, SST toneable cable
HCA-H01CxxxxFB	HCA-H01CxxxxFB	Fiber optic drop cable assembly, Prodigy connector core with full size converter to stub, USD dielectric cable
HCA-H01DxxxxFB	HCA-H01DxxxxFB	Fiber optic drop cable assembly, Prodigy connector core with full size converter to stub, USD toneable cable
HCA-HL1AxxxxFB	HCA-HL1AxxxxFB	Fiber optic drop cable assembly, Prodigy connector core with full size converter to SC/APC, SST dielectric cable
HCA-HL1BxxxxFB	HCA-HL1BxxxxFB	Fiber optic drop cable assembly, Prodigy connector core with Fullsize converter to SC/APC, SST toneable cable
HCA-HL1CxxxxFB	HCA-HL1CxxxxFB	Fiber optic drop cable assembly, Prodigy connector core with full size converter to SC/APC, USD dielectric cable
HCA-HL1DxxxxFB	HCA-HL1DxxxxFB	Fiber optic drop cable assembly, Prodigy connector core with full size converter to SC/APC, USD toneable cable

xxxx = cable length. Standard lengths: 100, 150, 200, 250, 300, 400, 500, 750, 1000 feet. For other lengths please see [ordering guide](#).

## 2F Drop cables

Another innovation in drop cable technology that is changing the outside plant landscape is our MHD multifiber hardened drop cable. This multifiber cable incorporates 12 optical fibers in a single hardened design, and is terminated with a factory-sealed hardened multifiber fiber optic connector (HMFOC). This assembly has a 12-fiber MT (mobile terminated) ferrule enclosed in a water-sealed connector housing for outside plant applications.

- Factory terminated and environmentally sealed for optical drop cable deployments
- Hardened connector technology designed to withstand rugged outside plant environments
- Simplifies installation and maintenance by reducing splicing requirements in the distribution network



Figure 1: HMFOC plug/non-pinned/female



Figure 2: HMFOC jack/pinned/male



MID	Catalog Number	Description
<b>BABA/BEAD-compliant</b>		
MHD-FFDH-xxxxFB	MHD-FFDH-xxxxFB	Hardened multifiber optical connector (HMFOC) cable assembly, HMFOC plug to HMFOC plug, 12-fiber toneable cable,
MHD-M0DA-xxxxFB	MHD-M0DA-xxxxFB	Hardened multifiber optical connector (HMFOC) cable assembly, HMFOC jack to stub, 12-fiber dielectric cable
MHD-F0DA-xxxxFB	MHD-F0DA-xxxxFB	Hardened multifiber optical connector (HMFOC) cable assembly, HMFOC plug to stub, 12-fiber dielectric cable
MHD-MMDH-xxxxFB	MHD-MMDH-xxxxFB	Hardened multifiber optical connector (HMFOC) cable assembly, HMFOC jack to HMFOC jack, 12-fiber toneable cable
MHD-MFDA-xxxxFB	MHD-MFDA-xxxxFB	Hardened multifiber optical connector (HMFOC) cable assembly, HMFOC jack to HMFOC plug, 12-fiber dielectric cable
R-001-DN-8G-F01BE/SP18/RNB1	R-001-DN-8G-F01BE/SP18/RNB1	All-dielectric indoor/outdoor drop cable, 1 fiber tight buffer construction, riser, drop all-dielectric, reel in box, 1000 ft (810009225/DB)
R-001-SP-8G-F29IV/WB/RNB1	R-001-SP-8G-F29IV/WB/RNB1	All-dielectric indoor/outdoor riser simplex cable, reel in box, 1000 ft (900003177/DB)
R-001-DN-8G-F49IV/SP29/RNB1	R-001-DN-8G-F49IV/SP29/RNB1	All-dielectric indoor/outdoor drop cable, 1 fiber tight buffer construction, riser, drop all-dielectric (810009230/DB)

xxxx = cable length. Standard lengths: 100, 150, 200, 250, 300, 400, 500, 750, 1000 feet. For other lengths please see [ordering guide](#).



## ConQuest® empty conduit

Sometimes conduit needs to be installed ahead of cable, such as in developing neighborhoods or for some long fiber optic cable placements. ConQuest offers a comprehensive portfolio of products that provide a wide range of sizes, wall thicknesses, colors and preinstalled pull lines. CommScope conduit comes with a one-year manufacturer's warranty.

### Features and benefits

**Feature:** High-density polyethylene material

**Benefits:** Superior resistance to cracking or shattering, providing long-term stability (even at low temperatures)

Provides heavy protection in rocky soil conditions; excellent chemical resistance

Lower coefficient of friction and moisture migration rate than traditional PVC stick pipe

**Feature:** UV protection

**Benefit:** Superior protection from cracking during storage

**Feature:** Continuous length conduit

**Benefit:** Installs faster than PVC stick pipe; easy to plow; no couplings or glue required

**Feature:** Conduit

**Benefit:** Provides excellent cable removal and replacement capabilities

### SDR 11

Catalog Number	Description	Size	Color	Wall thickness	Internal product	Length
<b>BABA/BEAD-compliant</b>						
CX3199895/10-CS	075G110TB EMPTY DUCT 10K' COEX	.75"	Black/Gray	SDR 11	NA	
CX3199894/11-CS	075G110TB EMPTY DUCT COEX	.75"	Black/Gray	SDR 11	NA	
CX3399760/30-CS	125O110 EMPTY DUCT COEX	1.25"	Orange	SDR 11	NA	3000 ft
CX3399736/30-CS	125O110WP1250TAPE COEX	1.25"	Orange	SDR 11	1250 LB tape	3000 ft
CX3799823/25-CS	200O110WP1250TAPE COEX SP	2"	Orange	SDR 11	1250 LB tape	2500 ft
CX3799717/25-CS	200T110WP1800TAPE COEX SP	2"	Terracotta	SDR 11	1800 LB tape	2500 ft
CX3799852/25-CS	200Y110TRWP1800TAPE COEX	2"	Yellow/Red	SDR 11	1800 LB tape	2500 ft

### SDR 13.5

Catalog Number	Description	Size	Color	Wall thickness	Internal product	Length
<b>BABA/BEAD-compliant</b>						
3099979/11-CS	050G135PP200ROPE	.5"	Gray	SDR 13.5	200 rope	
CX3199984/11-CS	x COEX	.75"	Gray	SDR 13.5	200 rope	
CX3299999/30-CS	100T135 EMPTY DUCT COEX	1"	Terracotta	SDR 13.5	NA	3000 ft
CX3299986/30-CS	100T135WP1250TAPE COEX	1"	Terracotta	SDR 13.5	1250 LB tape	3000 ft
CX3399693/30-CS	125O135 RIB WP1250TAPE COEX	1.25"	Orange	SDR 13.5	1250 LB tape	3000 ft
CX3399999/30-CS	125T135 EMPTY DUCT COEX	1.25"	Terracotta	SDR 13.5	NA	3000 ft
CX3399957/30-CS	125T135WP1250TAPE COEX	1.25"	Terracotta	SDR 13.5	1250 LB tape	3000 ft
CX3399957/25-CS	125T135WP1250TAPE COEX	1.25"	Terracotta	SDR 13.5	1250 LB tape	2500 ft
CX3799821/25-CS	200O135 EMPTY DUCT COEX	2"	Orange	SDR 13.5	NA	2500 ft
CX3799844/25-CS	200O135 RIB WP1250TAPECX	2"	Orange	SDR 13.5	1250 LB tape	2500 ft
CX3799839/25-CS	200T135 EMPTY DUCT COEX	2"	Terracotta	SDR 13.5	NA	2500 ft

### SDR 40

Catalog Number	Description	Size	Color	Wall thickness	Internal product	Length
<b>BABA/BEAD-compliant</b>						
CX3399738/30-CS	125O040 RIB WP1250TAPE COEX	1.25"	Orange	SCH 40	1250 LB tape	3000 ft
CX3399657/30-CS	125O040WP1250TAPE COEX	1.25"	Orange	SCH 40	1250 LB tape	3001 ft
CX3399657/25-CS	125O040WP1250TAPE COEX	1.25"	Orange	SCH 40	1250 LB tape	2500 ft
CX3399737/30-CS	125T040 RIB WP1250TAPE COEX	1.25"	Terracotta	SCH 40	1250 LB tape	3000 ft
CX3799662/30-CS	200G040 EMPTY DUCT 3K' COEX	2"	Gray	SCH 40	NA	2500 ft
CX3799686/25-CS	200O040 RIB WP1250TAPE COEX	2"	Orange	SCH 40	1250 LB tape	2500 ft
CX3799745/25-CS	200O040WP1250TAPE COEX	2"	Orange	SCH 40	1250 LB tape	2500 ft
CX3799992/25-CS	200T040WP1250TAPE COEX	2"	Terracotta	SCH 40	1250 LB tape	2500 ft



### 3 Premises, multidwelling units (MDUs) and single-family units (SFUs)

MDUs and SFUs require smart, adaptable fiber solutions and strategies - no matter the property type.

Service providers must deal with complex layouts, architectural obstacles, and local regulations. Access to customer apartments and the telecoms room can sometimes be difficult, so installers need to get the job done quickly. Our innovative solutions help you:

- Deploy fiber throughout the building quickly and efficiently
- Reduce the time needed for service activation
- Ensure high quality and performance despite the high customer churn common in MDUs

A wide variety of distribution hubs are available to fit any kind of MDU or SFU. We also design and manufacture fiber optic wall-mount enclosures and distribution terminals, as well as faceplates and outlets.

## 3A Premises and MDU

### BUDI with FOSC trays

The CommScope BUDI with FOSC trays family is ideal for small to medium-sized buildings. It provides a flexible fiber management system for transitioning outside plant cable to indoor cable via splicing or with connectorized cable assemblies. It incorporates proven fiber routing procedures, cable termination accessories and splice trays—resulting in consistent, high-quality fiber management. Available add-on passive optical modules support the new G/EPON architecture.



Splice-only version




Splice and patch version with SC connectors

MID	Catalog Number	Description
<b>Industry-standard products</b>		
<b>Building entrance</b>		
760237240	BUDI-FS-SPNNNN-US00	Includes 2 FOSC trays for 12/24 splice only
760237397	BUDI-FS-TS212-US00	Includes 2 FOSC trays, 12 adapters/pigtail SC/APC installed
760237241	BUDI-FS-TS224-US00	Includes 2 FOSC trays, 24 adapters/pigtail SC/APC installed
760243060	BUDI-FS-TS236-US00	Includes 3 FOSC trays, 36 adapters/pigtail SC/APC installed
760243195	BUDI-FS-TS232-SPLTR	Includes 2 FOSC trays, 1x32 splitter, 32 adapters/pigtail SC/APC installed
760245276	BUDI-FM-TS248-US00	Includes 4 FOSC trays, 48 adapters/pigtail SC/APC installed
760245277	BUDI-FM-TS272-US00	Includes 6 FOSC trays, 72 adapters/pigtail SC/APC installed
<b>MDU fiber collector box</b>		
760238862	BUDI-1S-12M2-MP12	BUDI-1S, 12 MPO adapters for fiber collection in an MDU



### BUDI-R

The BUDI Rapid Fiber® distribution terminal (BUDI-R) is a compact, high-density, fiber box solution designed to speed installation requirements on the customer premises. It leverages the Rapid Reel® fiber cable spool to store and deploy up to 1,000 feet of indoor plenum or I/O riser cable. The multifiber cable terminates to an MPO, HMFOC or connectorless option for fast cable routing and handling by technicians.




BUDI-R

MID	Catalog Number	Description
<b>Industry-standard products</b>		
<b>MDU horizontal distribution</b>		
BUDI-R12JC0159C	BUDI-R12JC0159C	BUDI-R, 12 SC/APC, I/O cable, HMFOC 50 ft
BUDI-R12JP0309A	BUDI-R12JP0309A	BUDI-R, 12 SC/APC, indoor cable, MPO 100 ft
BUDI-R24JC0159D	BUDI-R24JC0159D	BUDI-R, SC/APC, I/O cable, w/o CONN, 50 ft
BUDI-R24JC0159A	BUDI-R24JC0159A	BUDI-R, SC/APC, I/O cable, MPO, 50 ft
BUDI-R24JC0159C	BUDI-R24JC0159C	BUDI-R, SC/APC, I/O cable, HMFOC, 50 ft
BUDI-R24JP0309D	BUDI-R24JP0309D	BUDI-R SC/APC indoor cable W/O CONN 100 ft
BUDI-R24JC0309A	BUDI-R24JC0309A	BUDI-R, SC/APC, I/O cable, MPO, 100 ft
BUDI-R24JF0919D	BUDI-R24JF0919D	24F SC/APC, ton flt cable, W/O CONN, 300 ft
BUDI-R24JF1529D	BUDI-R24JF1529D	24F SC/APC, ton flt cable, W/O CONN, 500 ft
BUDI-R24JF3059D	BUDI-R24JF3059D	24F SC/APC, ton flt cable, W/O CONN, 1000 ft
<b>Other rapid distribution terminals (RDTs)</b>		
RDT-SM12J60D0309A	RDT-SM12J60D0309A	Mini RDT, SC/APC, I/O cable, 100 ft 216
RDT-SM12J60D0619A	RDT-SM12J60D0619A	Mini RDT, SC/APC, I/O cable, 200 ft 217
RDT-SM12J60D0929A	RDT-SM12J60D0929A	Mini RDT, SC/APC, I/O cable, 300 ft 218



### 3B OWB-S fiber optic wall box

OWB-S provides environmental and mechanical protection for the fiber management system in a small, wall-mountable fiber box. It includes functions for storage, splicing, patching and passive component integration. Designed for wall mount locations, the OWB-S is typically used as a premises connection device in FTTH network, but can also be used in other above-ground applications. A variety of possible configurations are accommodated.



OWB-S

MID	Catalog Number	Description
<b>Industry-standard products</b>		
760251123	OWB-S-S0-S21-0-NN-W	OWB fiber optic wall mount fiber box, 1 SC/APC adapter, fusion splice, no fuse splice protectors, no splitters. SFU option
CZ8162-000	OWB-S-S0-S24-0-NN-W	OWB fiber optic wall mount fiber box, 4 SC/APC adapters, fusion splice, no fuse splice protectors, no splitters. MDU option



### 3C RealFlex® 3 indoor/outdoor cable

RealFlex® 3 drop cables allow for a fiber bend radius as small as 7.5 mm without changing attenuation, and improve insertion loss (IL) performance for 90-degree bends. They are ruggedly designed for maximum flexibility, handling and performance. RealFlex 3 drop cables are available in indoor/outdoor, riser and plenum cable types for use in residential, business and multiple dwelling unit (MDU) structures.



RealFlex 3

MID	Catalog Number	Description
<b>Industry-standard products</b>		
<b>Final jumper OWB to ONT</b>		
MDC-JJ1G-0010F	MDC-JJ1G-0010F	RealFlex 3 fiber optic drop cable, SC/APC to SC/APC, RBR plenum indoor/outdoor, ivory, 10 ft
MDC-JJ1G-0015F	MDC-JJ1G-0015F	RealFlex 3 fiber optic drop cable, SC/APC to SC/APC, RBR plenum indoor/outdoor, ivory, 15 ft
MDC-JJ1G-0020F	MDC-JJ1G-0020F	RealFlex 3 fiber optic drop cable, SC/APC to SC/APC, RBR plenum indoor/outdoor, ivory, 20 ft
MDC-JJ1H-0010F	MDC-JJ1H-0010F	RealFlex 3 fiber optic drop cable, SC/APC to SC/APC, RBR riser indoor/outdoor, ivory, 10 ft
MDC-JJ1H-0015F	MDC-JJ1H-0015F	RealFlex 3 fiber optic drop cable, SC/APC to SC/APC, RBR riser indoor/outdoor, ivory, 15 ft
MDC-JJ1H-0020F	MDC-JJ1H-0020F	RealFlex 3 fiber optic drop cable, SC/APC to SC/APC, RBR riser indoor/outdoor, ivory, 20 ft



### 3D Fiber wall outlets

The HFTP-AM wall outlet is a point of termination of the optical connection cable in a residential environment. In its tray it allows to accommodate two or four fusion splices and store their corresponding fibers. The wall plug has two lower entrances, one upper and two rear for the connection cable. The HFTP-AM includes the feature to be mounted on a standard electrical backbox.



Fiber Wall Outlets

The wall plug can be supplied without a cord or connector to be used as a transition box for an external or internal connection cable. Made of self-extinguishing ABS UL V-0 and stainless steel screw.

MID	Catalog Number
<b>Industry-standard products</b>	
<b>Customer premises wall outlet (HFTP)</b>	
760249279	HFTP-AM-S211-E
760252426	HFTP-AM-S222-E



# Engineering the future of broadband

Service providers across North America trust CommScope for complete, end-to-end fiber-to-the-home (FTTH) solutions that optimize broadband deployments with reliable quality. Our proven, innovative technologies help deploy faster, simplify management and scale to meet the demands of modern connectivity, advancing Broadband For Everyone™ solutions. Backed by 50 years of U.S.-based expertise and offering Build America, Buy America (BABA)–compliant products tailored to today’s standards, CommScope empowers providers to deliver future-ready networks while maximizing cost efficiency and supporting long-term value.

Discover more at [commscope.com](https://commscope.com).



---

[commscope.com](https://commscope.com)

Visit our website or contact your local CommScope representative for more information.

©2026 CommScope Technologies LLC, an Amphenol company. All rights reserved. CommScope and the CommScope logo are registered trademarks of CommScope and/or its affiliates in the U.S. and other countries. For additional trademark information see <https://www.commscope.com/trademarks>. All product names, trademarks and registered trademarks are property of their respective owners.